


# Chevron Oak Ignis

3-layer Top layer approx. 3,6 mm  
 Maintenance oil natural  
 lightly smoked - Initial oil treatment required!

# Admonter

Wooden Floors



Grading: basic



## Admonter on underfloor heating systems

Admonter wooden floors are ideally suited for underfloor heating systems. We suggest that our products ideally are fully glued down for best results with Admonter elastic adhesive. However, like all engineered boards our planks can be laid as a floating installation (except 2-layer floors and 3-layer floors small, they have to be fully glued down). We recommend hot-water underfloor heating systems set at low temperature. Please find detailed information in the information sheet [Admonter on underfloor heating systems](#).

## Admonter accessories

The wide range of accessories matches your natural wooden floor and includes skirting boards and staircase solutions.

## Regular care and maintenance

Please see the Admonter maintenance & installation instructions or visit <http://www.admonter.com/en/downloads/>

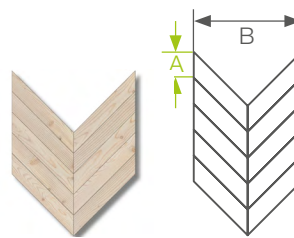
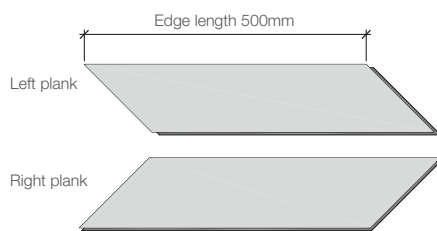
Admonter is a 100% natural product. A picture can therefore never reflect the original. We recommend a consultation based on sample boards.

Grading	Thickn. (mm)	Construction	Item. No.		Width (mm)	Format	Length (mm)	Texture	m <sup>2</sup> / Pack.	Finish	Profile	
			left	right								
noblesse	45°	15	3-layer	<a href="#">119096</a>	<a href="#">119097</a>	120	small	500	brushed	0,60	ec	Tongue & groove
basic	45°	15	3-layer	<a href="#">124102</a>	<a href="#">124103</a>	120	small	500	brushed	0,60	ec	Tongue & groove

ec: natural oiled easy care

### Note:

Per Package are only right or left rods included!




PATTERN WIDTHS  
 FORMAT 45°

15 x 120 x 500 mm

B - approx. 707 mm

A (calculated) - 169,7 mm

## IDEAS FOR INSTALLATION PATTERNS



# Chevron Oak Ignis




3-layer Top layer approx. 3,6 mm

Maintenance oil natural

lightly smoked - Initial oil treatment required!

# Admonter

Wooden Floors



### Smoked products:

The smoking process enhances the natural colour variations in the board by reacting with the tannic acid of the wood. Due to the change in pH during the smoking process, these tannins react with the atmospheric oxygen, which causes the desired color changes. Since the pH value does not suddenly change at the end of the smoking process and atmospheric oxygen is also omnipresent, natural post-ripening processes occur. These ripening processes subside in the first few months until the desired color is achieved. This play of colors can be seen on a small scale within a plank and over a large area from one plank to another. Due to nature and depending on the origin of the wood, different dimensions may have different colour shades although having the same colour basis.

### Natural color changes:

All Admonter floors are a natural product and will over time change colour. Depending on the amount of exposure your floor has to sunlight, lighter timber will turn darker and darker timber will become lighter. This change is most pronounced in the first 3-6 months.

Feature wooden floors	Benefit
Choice of countless wood species, in particular reclaimed wood	Wide range of options for customized products, precisely tailored to customer benefits / requirements -> for every customer or area of application.
Different structure possibilities and colour shades	
Individual colours (Easy-Color)	The right finish for every customer or area of application / living situation <a href="#">Finish</a>   <a href="#">Video liquid test</a>
Different finishings (natural oiled easy-care / natural oiled pro care / matt lacquered) - advantages EC	
Different construction variants, thicknesses and profiles / installation systems	The right product for every application / purpose
Different formats (SMALL, CLASSIC, LONG, XXLlong)	The right product for every room size and situation
Different widths that can be laid together	Great appearance of the floor in large rooms
Admonter solid wood construction for 3-layer floors (top layer, perpendicular middle layer, backside as a counter layer with solid wood construction) For wood Type oak 240mm width = hardwood reverse side	Rigid against torsion -> the floor lies flatter and the position of joints is reduced, even with wide plank flooring

### Technical information

More information (for example concerning fire classification) in the accompanying information to CE-marking a <http://www.admonter.com/en/downloads/>

Type of wood	Thickness (mm)	Weight [kg/m <sup>2</sup> ]	Moisture content [%]	Lambda [W/m K]	D-Value R [m <sup>2</sup> K/W]	Hardness [N/mm <sup>2</sup> ]	Fire classification
Oak Hardwood-Backing	15	8,6	7+/-2	0,15	0,100	41	C <sub>fl</sub> -s1
Oak Softwood-Backing	15	7,8	7+/-2	0,14	0,107	41	C <sub>fl</sub> -s1



Errors and changes excepted.

Admonter Holzindustrie AG | Sägestraße 539 | 8911 Admont, Austria | [info@admonter.at](mailto:info@admonter.at) | [admonter.com](http://admonter.com)

30.04.2024