



Admonter 

NATURE'S FAVOURITE DESIGNER

Product sheets ELEMENTs GALLERIA 2021

VALID FROM 1ST MAY 2021

FLOOR  **STAIR**  **ELEMENT**  **ACOUSTIC**  **DOOR** 
Naturholzböden Naturholzstiegen Naturholzplatten Naturholz-Akustikplatten Naturholztüren

GALLERIA - RECLAIMED WOOD ALDER GREY

Reclaimed wood from naturally weather-beaten alder with a surface full of character and colour variation; sound knots, black knots, knot holes and spike knots possible; pith ray, resin pockets, worm holes, shakes, nail holes, bark pockets and mechanical damages possible; colour variation caused by natural weathering of the wood is a valued feature. Top layers are joint free placed but not joint less glued. Longitudinal and transverse joints of top layers possible.

Bottom layer: Alder or softwood, no typical quality specification.



The above picture shows an example of the natural character of the wood, this will vary in every panel.

Characteristics

Finish	Thickness mm app.	Width mm	Length mm	Top Layer thickness mm	Packaging pieces/package	Matching trim
untreated	21	244	1800/2100 2250	approx. 7-10	4	25 x 60 mm

up to 25 m² - length 1800 mm
from 25 m² - Lengths are subject to availability

GALLERIA glued SWP/1 NS (non structural): solid wood panels for non-structural interior use.
There is no risk of moisture penetration.

- Grooved on all four sides
- False tongue is included
- Matching trim and metal fixing brackets please see Admonter price list

More information concerning fire classification in the accompanying information to CE-marking.

Technical information

More information (for example concerning fire classification) in the accompanying information to CE-marking at <http://www.admonter.com/en/downloads>

Type of wood	Thickness (mm)	Middle layer	Weight [kg/m ²]	Moisture content [%]	Lambda [W/m K]
Reclaimed Wood Alder grey	21	Spruce	10,5	7+/-2	0,13



SENTINEL HAUS
INSTITUT
Bauverzeichnis gesündere Gebäude

You can find more detailed information at: admonter.com

GALLERIA - RECLAIMED WOOD HACKED H2

Reclaimed wood, from originally hacked beams, with a surface full of character and colour variation, sound and black knots possible, resin pockets and contrasting colour variations are possible, worm holes, shakes, nail holes, mechanical damages are a valued feature. Lamellas are jointfree placed, but not jointless glued. Longitudinal and transverse joints of top layers possible.

Surface: brushed; hacked H2 – holes are mainly filled.

Bottom layer: softwood, no special quality specifications.



The above picture shows an example of the natural character of the wood, this will vary in every panel.

Characteristics

Finish	Thickness mm app.	Width mm	Length mm	Top Layer thickness mm	Packaging pieces/package	Matching trim
untreated or natural oiled	20	244	1800/2100 2250	approx. 6	4	25 x 60 mm

up to 25 m² - length 1800 mm
from 25 m² - Lengths are subject to availability

GALLERIA glued SWP/1 NS (non structural): solid wood panels for non-structural interior use.
There is no risk of moisture penetration.

- Grooved on all four sides
- False tongue is included
- Matching trim and metal fixing brackets please see Admonter price list

More information concerning fire classification in the accompanying information to CE-marking.

Technical information

More information (for example concerning fire classification) in the accompanying information to CE-marking at <http://www.admonter.com/en/downloads>

Type of wood	Thickness (mm)	Middle layer	Weight [kg/m ²]	Moisture content [%]	Lambda [W/m K]
Reclaimed Wood hacked H2	20	Spruce	9,4	7+/-2	0,12




You can find more detailed information at: admonter.com

GALLERIA - RECLAIMED WOOD HACKED H3

Reclaimed wood, from originally hacked beams, with a surface full of character and colour variation, sound and black knots, resin pockets and contrasting colour variations are possible, worm holes, shakes, nail holes and mechanical damages are a valued feature. Lamellas are jointfree placed, but not jointless glued.

Surface: originally hacked H3 - holes are mainly filled.
Bottom layer: softwood, no special quality specification.



The above picture shows an example of the natural character of the wood, this will vary in every panel.

Characteristics

Finish	Thickness mm app.	Width mm	Length mm	Top Layer thickness mm	Packaging pieces/package	Matching trim
untreated or natural oiled	22	244	1800/2100 2250	approx. 8-10	4	25 x 60 mm

up to 25 m² - length 2400 mm
from 25 m² - Lengths are subject to availability

GALLERIA **glued SWP/1 NS (non structural)**: solid wood panels for non-structural interior use.
There is no risk of moisture penetration.

- Grooved on all four sides
- False tongue is included
- Matching trim and metal fixing brackets please see Admonter price list

More information concerning fire classification in the accompanying information to CE-marking.

Technical information

More information (for example concerning fire classification) in the accompanying information to CE-marking at <http://www.admonter.com/en/downloads>

Type of wood	Thickness (mm)	Middle layer	Weight [kg/m ²]	Moisture content [%]	Lambda [W/m K]
Reclaimed Wood hacked H3	22	Spruce	10,4	7+/-2	0,12



You can find more detailed information at: admonter.com

GALLERIA - RECLAIMED WOOD SUNBAKED BRUSHED

Reclaimed wood panel with a surface full of character and colour variation; heartwood, resin pockets, nail holes, treenails, spike knots, knots, black knots, bark pockets and worm holes acceptable; shakes, mechanical damages and blue stain conditionally acceptable, surface defects professionally filled (some are open); Colour range: mixed (grey, brown, black). Surface: raw / untreated, heavily brushed, the surface is naturally timeworn and weathered.

Top layers are joint free placed but not joint less glued.

Bottom layer C: Spruce, no special quality specification, not filled.



The above picture shows an example of the natural character of the wood, this will vary in every panel.

Characteristics

Finish	Thickness mm app.	Width mm	Length mm	Top Layer thickness mm	Packaging pieces/package	Matching trim
brushed untreated	22	244	1800/2100/2250	approx. 7-10	4	25 x 60 mm

up to 25 m² - length 1800 mm
from 25 m² - Lengths are subject to availability

GALLERIA **glued SWP/1 NS (non structural)**: solid wood panels for non-structural interior use.
There is no risk of moisture penetration.

- Grooved on all four sides
- False tongue is included
- Matching trim and metal fixing brackets please see Admonter price list

More information concerning fire classification in the accompanying information to CE-marking.

Technical information

More information (for example concerning fire classification) in the accompanying information to CE-marking at <http://www.admonter.com/en/downloads>

Type of wood	Thickness (mm)	Middle layer	Weight [kg/m ²]	Moisture content [%]	Lambda [W/m K]
Reclaimed Wood sunbaked	19	Spruce	10,3	7+/-2	0,12



You can find more detailed information at: admonter.com

GALLERIA - RECLAIMED WOOD EXTREME

Surface full of character, sound and black knots possible, resin pockets, shakes, nail holes, mechanical damages and bark pockets possible. Colour variations and worm holes are a valued feature. Lamellas are jointfree placed but not jointless glued. Longitudinal and transverse joints of top layers possible.

Surface: brushed – holes are mainly filled.

Bottom layer: softwood, without special quality specification.



The above picture shows an example of the natural character of the wood, this will vary in every panel.

Characteristics

Finish	Thickness mm app.	Width mm	Length mm	Top Layer thickness mm	Packaging pieces/package	Matching trim
untreated or natural oiled	19	244	1800/2100 2250	approx. 5	4	25 x 60 mm

up to 25 m² - length 2400 mm
from 25 m² - Lengths are subject to availability

GALLERIA glued SWP/1 NS (non structural): solid wood panels for non-structural interior use.
There is no risk of moisture penetration.

- Grooved on all four sides
- False tongue is included
- Matching trim and metal fixing brackets please see Admonter price list

More information concerning fire classification in the accompanying information to CE-marking.

Technical information

More information (for example concerning fire classification) in the accompanying information to CE-marking at <http://www.admonter.com/en/downloads>

Type of wood	Thickness (mm)	Middle layer	Weight [kg/m ²]	Moisture content [%]	Lambda [W/m K]
Reclaimed Wood extreme	19	Spruce	8,9	8+/-2	0,12



You can find more detailed information at: admonter.com

GALLERIA - OAK RUSTIC

Typical structural appearance of rift and plain cut, sound knots, black knots and spike knots are possible, knot holes and shakes are professionally filled, no sapwood, shakes, heartwood, bark pockets and worm holes enhance the rustic character, contrasting colour variations are a valued feature. Jointfree gluing. Longitudinal and transverse joints of top layers possible.

Surface: brushed

Bottom layer: softwood, without specific quality specifications.



The above picture shows an example of the natural character of the wood, this will vary in every panel.

Characteristics

Finish	Thickness mm app.	Width mm	Length mm	Top Layer thickness mm	Packaging pieces/package	Matching trim
brushed untreated or natural oiled	19	244	2400	approx. 3,6	5	25 x 60 mm

GALLERIA **glued SWP/1 NS (non structural)**: solid wood panels for non-structural interior use.
There is no risk of moisture penetration.

- Grooved on all four sides
- False tongue is included
- Matching trim and metal fixing brackets please see Admonter price list

More information concerning fire classification in the accompanying information to CE-marking.

Technical information

More information (for example concerning fire classification) in the accompanying information to CE-marking at <http://www.admonter.com/en/downloads>

Type of wood	Thickness (mm)	Middle layer	Weight [kg/m²]	Moisture content [%]	Lambda [W/m K]
Oak	19	Softwood	10,4	7+/-2	0,14
	19	Hardwood	13,1	7+/-2	0,17



You can find more detailed information at: admonter.com

GALLERIA - SPRUCE AGED CHARACTER WHITE

Mostly sound knots, occasional knotholes and broken knots are filled, occasional pith ray, occasional resin pockets, the ageing process affects the entire depth of wear layer, warm brown colour similar to reclaimed wood, slight compression wood and slight colour variations possible, joint free gluing.

Bottom layer C: Spruce, no special quality specification, not filled.



The above picture shows an example of the natural character of the wood, this will vary in every panel.

Characteristics

Finish	Thickness mm app.	Width mm	Length mm	Top Layer thickness mm	Packaging pieces/package	Matching trim
brushed untreated or natural oiled	19	244	2400	approx. 5	5	25 x 60 mm

GALLERIA glued SWP/1 NS (non structural): solid wood panels for non-structural interior use. There is no risk of moisture penetration.


- Grooved on all four sides
- False tongue is included
- Matching trim and metal fixing brackets please see Admonter price list

More information concerning fire classification in the accompanying information to CE-marking.

Technical information

More information (for example concerning fire classification) in the accompanying information to CE-marking at <http://www.admonter.com/en/downloads>

Type of wood	Thickness (mm)	Middle layer	Weight [kg/m²]	Moisture content [%]	Lambda [W/m K]
Spruce alt	19	Spruce	8,8	8+/-2	0,12



You can find more detailed information at: admonter.com

GALLERIA - SPRUCE AGED

Mostly sound knots, occasional knotholes and broken knots are filled, occasional pith ray, occasional resin pockets, the ageing process affects the entire depth of wear layer, warm brown colour similar to reclaimed wood, slight compression wood and slight colour variations possible, joint free gluing.

Bottom layer C: Spruce, no special quality specification, not filled.



The above picture shows an example of the natural character of the wood, this will vary in every panel.

Characteristics

Finish	Thickness mm app.	Width mm	Length mm	Top Layer thickness mm	Packaging pieces/package	Matching trim
brushed untreated or natural oiled	19	244	2400	approx. 5	5	25 x 60 mm

GALLERIA glued SWP/1 NS (non structural): solid wood panels for non-structural interior use. There is no risk of moisture penetration.

- Grooved on all four sides
- False tongue is included
- Matching trim and metal fixing brackets please see Admonter price list

More information concerning fire classification in the accompanying information to CE-marking.

Technical information

More information (for example concerning fire classification) in the accompanying information to CE-marking at <http://www.admonter.com/en/downloads>

Type of wood	Thickness (mm)	Middle layer	Weight [kg/m²]	Moisture content [%]	Lambda [W/m K]
Spruce aged	19	Spruce	8,8	8+/-2	0,12




You can find more detailed information at: admonter.com

GALLERIA - SPRUCE AGED RELIEF

Mostly sound knots, occasional knotholes and broken knots are filled, occasional pith ray, occasional resin pockets, the ageing process affects the entire depth of wear layer, warm brown colour similar to reclaimed wood, slight compression wood and slight colour variations possible, joint free gluing.

Bottom layer C: Spruce, no special quality specification, not filled.



The above picture shows an example of the natural character of the wood, this will vary in every panel.

Characteristics

Finish	Thickness mm app.	Width mm	Length mm	Top Layer thickness mm	Packaging pieces/package	Matching trim
brushed untreated or natural oiled	19	244	2400	approx. 5	5	25 x 60 mm

GALLERIA glued SWP/1 NS (non structural): solid wood panels for non-structural interior use. There is no risk of moisture penetration.

- Grooved on all four sides
- False tongue is included
- Matching trim and metal fixing brackets please see Admonter price list

More information concerning fire classification in the accompanying information to CE-marking.

Technical information

More information (for example concerning fire classification) in the accompanying information to CE-marking at <http://www.admonter.com/en/downloads>

Type of wood	Thickness (mm)	Middle layer	Weight [kg/m²]	Moisture content [%]	Lambda [W/m K]
Spruce alt	19	Spruce	8,8	8+/-2	0,12




You can find more detailed information at: admonter.com

GALLERIA - SPRUCE GRID BLACK

made out in black

A surface full of character and colour variation; knots & spike knots; heartwood; resin pockets; slight compression wood and black knots partly possible, occasional filled broken knots/knotholes, joint free gluing.

Bottom layer C: Spruce, no special quality specification, not filled.



The above picture shows an example of the natural character of the wood, this will vary in every panel.

Detail

Finish	Thickness mm app.	Width mm	Length mm	Top Layer Thickness mm	Packaging Pieces/package	Matching trim
strong brushed untreated or natural oiled	19	244	2400	app. 6	5	18 x 50 mm

up to 25 m² - length 2400 mm
from 25 m² - Lengths are subject to availability

GALLERIA glued SWP/1 NS (non structural): solid wood panels for non-structural interior use. There is no risk of moisture penetration.

- Grooved on all four sides
 - False tongue is included
 - Matching trim and metal fixing brackets please see Admonter price list
- More information concerning fire classification in the accompanying information to CE-marking.

Technical information

More information (for example concerning fire classification) in the accompanying information to CE-marking at <http://www.admonter.com/en/downloads>

Type of wood	Thickness (mm)	Middle layer	Weight [kg/m ²]	Moisture content [%]	Lambda [W/m K]
Spruce	19	Spruce	8,9	8+/-2	0,12



You can find more detailed information at: admonter.com

GALLERIA - SPRUCE STRONG BRUSHED

A surface full of character and colour variation; knots & spike knots; heartwood; resin pockets; slight compression wood and black knots partly possible, occasional filled broken knots/knotholes, joint free gluing.

Bottom layer C: Spruce, no special quality specification, not filled.



The above picture shows an example of the natural character of the wood, this will vary in every panel.

Characteristics

Finish	Thickness mm app.	Width mm	Length mm	Top Layer Thickness mm	Packaging Pieces/package	Matching trim
strong brushed untreated or natural oiled	19	244	2400	app. 6	5	18 x 50 mm

up to 25 m² - length 2400 mm
from 25 m² - Lengths are subject to availability

GALLERIA glued SWP/1 NS (non structural): solid wood panels for non-structural interior use.
There is no risk of moisture penetration.

- Grooved on all four sides
- False tongue is included
- Matching trim and metal fixing brackets please see Admonter price list

More information concerning fire classification in the accompanying information to CE-marking.

Technical information

More information (for example concerning fire classification) in the accompanying information to CE-marking at <http://www.admonter.com/en/downloads>

Type of wood	Thickness (mm)	Middle layer	Weight [kg/m ²]	Moisture content [%]	Lambda [W/m K]
Spruce	19	Spruce	8,9	8+/-2	0,12



You can find more detailed information at: admonter.com