



Admonter



NATURE'S FAVOURITE DESIGNER

Product Data Sheets Selection

FLOOR **STAIR** **ELEMENT** **ACOUSTIC** **DOOR**

Naturholzböden

Naturholzstiegen

Naturholzplatten

Naturholz-Akustikplatten

Naturholztüren

RECLAIMED WOOD OAK

Top layer approx. 3,6 mm

Maintenance oil natur



ANYTHING BUT BAREFOOT

The rough character of these floors makes them unsuitable to walk barefoot on them. They compensate with their uniqueness and their very special charm between design and alpine tradition.



Please note: Not suitable for use in the bathroom according to data sheet.



Admonter FLOORs on underfloor heating systems

Admonter FLOORs are ideally suited for underfloor heating systems. We suggest that our products ideally are fully glued down for best results with Admonter elastic adhesive. However, like all engineered boards our planks can be laid as a floating installation. We recommend hot-water underfloor heating systems set at low temperature. Please find detailed information in the information sheet Admonter FLOORs on underfloor heating systems!

Admonter accessories

The wide range of accessories matches the Admonter FLOORs and includes flush-mount skirting and solutions for staircases.

Regular care and maintenance

Please see the Admonter maintenance & installation instructions for soaped floors or visit www.admonter.com/en/downloads/.

Please note: - natural oiled pro care floors require a post-installation oil before they can be used.

Further Information: www.admonter.com

Grading	Thickness (mm)	Construction	Width (mm)	Length (mm)	Texture	Finish	Profile	
rustic	15	3-Layer	173	classic	1850 / 2000 / 2400	brushed	pc	Tongue & groove

Backing: Solid wood / **ec:** natural oiled easy care / **pc:** natural oiled pro care / **ml:** matt lacquer

Technical information

More information (for example concerning fire classification) in the accompanying information to CE-marking at <http://www.admonter.com/en/downloads/>

Type of wood	Thickness (mm)	Weight [kg/m²]	Moisture content [%]	Lambda [W/m K]	d-Value R [m² K/W]	Hardness [N/mm²]	Fire classification
Reclaimed W. Oak	15	8,5	8+/-2	0,15	0,100	41	C _s -s1



**SENTINEL HAUS
INSTITUT**
Building directory healthier buildings

baubook
Die Datenbank für
ökologisches Bauen & Sanieren

RECLAIMED W. SPRUCE/FIR/PINE MULTI-STRIP

Top layer approx. 3,6 mm

Maintenance oil white



ANYTHING BUT BAREFOOT

The rough character of these floors makes them unsuitable to walk barefoot on them. They compensate with their uniqueness and their very special charm between design and alpine tradition.



Please note: Not suitable for use in the bathroom according to data sheet.

Admonter FLOORs on underfloor heating systems

Admonter FLOORs are ideally suited for underfloor heating systems. We suggest that our products ideally are fully glued down for best results with Admonter elastic adhesive. However, like all engineered boards our planks can be laid as a floating installation. We recommend hot-water underfloor heating systems set at low temperature. Please find detailed information in the information sheet Admonter FLOORs on underfloor heating systems!



Admonter accessories

The wide range of accessories matches the Admonter FLOORs and includes flush-mount skirting and solutions for staircases.

Regular care and maintenance

Please see the Admonter maintenance & installation instructions for soaped floors or visit www.admonter.com/en/downloads/.

Please note: - natural oiled pro care floors require a post-installation oil before they can be used.

Further Information: www.admonter.com

Grading	Thickness (mm)	Construction	Width (mm)		Length (mm)	Texture	Finish	Profile
rustic	15	3-Layer	192	classic	1850 / 2000 / 2400	brushed	pc	Tongue & groove
rustic	15	3-Layer	240	classic	2000 / 2400	brushed	pc	Tongue & groove

Backing: Solid wood / **ec:** natural oiled easy care / **pc:** natural oiled pro care / **ml:** matt lacquer

Technical information

More information (for example concerning fire classification) in the accompanying information to CE-marking at <http://www.admonter.com/en/downloads/>

Type of wood	Thickness (mm)	Weight [kg/m²]	Moisture content [%]	Lambda [W/m K]	d-Value R [m² K/W]	Hardness [N/mm²]	Fire classification
Reclaimed W. Spruce	15	7,0	7+/-2	0,12	0,122	12	F ₁



**SENTINEL HAUS
INSTITUT**
Building directory healthier buildings

baubook
Die Datenbank für
ökologisches Bauen & Sanieren

RECLAIMED WOOD EXTREME MULTI STRIP

Top layer approx. 3,6 mm

Maintenance oil white



ANYTHING BUT BAREFOOT

The rough character of these floors makes them unsuitable to walk barefoot on them. They compensate with their uniqueness and their very special charm between design and alpine tradition.



Please note: Not suitable for use in the bathroom according to data sheet.



Admonter FLOORs on underfloor heating systems

Admonter FLOORs are ideally suited for underfloor heating systems. We suggest that our products ideally are fully glued down for best results with Admonter elastic adhesive. However, like all engineered boards our planks can be laid as a floating installation. We recommend hot-water underfloor heating systems set at low temperature. Please find detailed information in the information sheet Admonter FLOORs on underfloor heating systems!

Admonter accessories

The wide range of accessories matches the Admonter FLOORs and includes flush-mount skirting and solutions for staircases.

Regular care and maintenance

Please see the Admonter maintenance & installation instructions for soaped floors or visit www.admonter.com/en/downloads/.

Please note: - natural oiled pro care floors require a post-installation oil before they can be used.

Further Information: www.admonter.com

Grading	Thickness (mm)	Construction	Width (mm)		Length (mm)	Texture	Finish	Profile
rustic	15	3-Layer	192	classic	1850 / 2000 / 2400	brushed	pc	Tongue & groove
rustic	15	3-Layer	240	classic	2000 / 2400	brushed	pc	Tongue & groove

Backing: Solid wood / **ec:** natural oiled easy care / **pc:** natural oiled pro care / **ml:** matt lacquer

Technical information

More information (for example concerning fire classification) in the accompanying information to CE-marking at <http://www.admonter.com/en/downloads/>

Type of wood	Thickness (mm)	Weight [kg/m²]	Moisture content [%]	Lambda [W/m K]	d-Value R [m² K/W]	Hardness [N/mm²]	Fire classification
Recl. Wood extreme	15	7,0	7+/-2	0,12	0,125	12	F ₁




**SENTINEL HAUS
INSTITUT**
Building directory healthier buildings

baubook
Die Datenbank für
ökologisches Bauen & Sanieren

RHOMBUS OAK

Top layer approx. 3,6 mm
Initial oil treatment required!
Maintenance oil natural



symbolic photo

Admonter FLOORS on underfloor heating systems

Admonter FLOORS are ideally suited for underfloor heating systems. We recommend hot-water underfloor heating systems set at low temperature.



Please find detailed information in the information sheet Admonter FLOORS on underfloor heating systems!

Admonter accessories

The wide range of accessories matches the Admonter FLOORS and includes matching borders, flush-mount skirting and solutions for staircases.

Regular care and maintenance

Please see the Admonter maintenance & installation instructions for small format floorboards.

Further information

<http://www.admonter.com/en/downloads/>

Grading	Thickness (mm)	Construction	Width (mm)	Texture	Finish	Profile
noblesse	15	3-Layer	approx. 270 x 470	brushed	ec	grooved on all four sides with false tongue

Backing: Solid wood / ec: natural oiled easy care / ml: matt lacquer

Please note:

A fully glued down installation with Admonter elastic adhesive is absolutely required!

Only left or right elements per package unit!

Repair and supplementary oils can be found in the Admonter price list.

Technical information


More information (for example concerning fire classification) in the accompanying information to CE-marking at <http://www.admonter.com/en/downloads/>

Type of wood	Thickness (mm)	Weight [kg/m²]	Moisture content [%]	Lambda [W/m K]	d-Value R [m² K/W]	Hardness [N/mm²]	Fire classification
Oak	15	8,6	7+/-2	0,15	0,100	41	C _s -s1



RHOMBUS OAK STONE

Top layer approx. 3,6 mm
Initial oil treatment required!
Maintenance oil white



symbolic photo

Admonter FLOORs on underfloor heating systems

Admonter FLOORs are ideally suited for underfloor heating systems. We recommend hot-water underfloor heating systems set at low temperature.



Please find detailed information in the information sheet Admonter FLOORs on underfloor heating systems!

Admonter accessories

The wide range of accessories matches the Admonter FLOORs and includes matching borders, flush-mount skirting and solutions for staircases.

Regular care and maintenance

Please see the Admonter maintenance & installation instructions for small format floorboards.

Further information

<http://www.admonter.com/en/downloads/>

Grading	Thickness (mm)	Construction	Width (mm)	Texture	Finish	Profile
noblesse	15	3-Layer	approx. 270 x 470	brushed	ec	grooved on all four sides with false tongue

Backing: Solid wood / **ec**: natural oiled easy care / **ml**: matt lacquer

Please note:

A fully glued down installation with Admonter elastic adhesive is absolutely required!

Only left or right elements per package unit!

Repair and supplementary oils can be found in the Admonter price list.

Technical information


More information (for example concerning fire classification) in the accompanying information to CE-marking at <http://www.admonter.com/en/downloads/>

Type of wood	Thickness (mm)	Weight [kg/m²]	Moisture content [%]	Lambda [W/m K]	d-Value R [m² K/W]	Hardness [N/mm²]	Fire classification
Oak	15	8,6	7+/-2	0,15	0,100	41	C _s -s1



RHOMBUS OAK WHITE

Top layer approx. 3,6 mm
Initial oil treatment required!
Maintenance oil white



symbolic photo

Admonter FLOORs on underfloor heating systems

Admonter FLOORs are ideally suited for underfloor heating systems. We recommend hot-water underfloor heating systems set at low temperature.



Please find detailed information in the information sheet Admonter FLOORs on underfloor heating systems!

Admonter accessories

The wide range of accessories matches the Admonter FLOORs and includes matching borders, flush-mount skirting and solutions for staircases.

Regular care and maintenance

Please see the Admonter maintenance & installation instructions for small format floorboards.

Further information

<http://www.admonter.com/en/downloads/>

Grading	Thickness (mm)	Construction	Width (mm)	Texture	Finish	Profile
noblesse	15	3-Layer	approx. 270 x 470	brushed	ec	grooved on all four sides with false tongue

Backing: Massive wood / ec: natural oiled easy care / ml: matt lacquer

Please note:

A fully glued down installation with Admonter elastic adhesive is absolutely required!

Only left or right elements per package unit!

Repair and supplementary oils can be found in the Admonter price list.

Technical information


More information (for example concerning fire classification) in the accompanying information to CE-marking at <http://www.admonter.com/en/downloads/>

Type of wood	Thickness (mm)	Weight [kg/m²]	Moisture content [%]	Lambda [W/m K]	d-Value R [m² K/W]	Hardness [N/mm²]	Fire classification
Oak	15	8,6	7+/-2	0,15	0,100	41	C _s -s1



RHOMBUS LARCH ALBA

Top layer approx. 3,6 mm
Initial oil treatment required!
Maintenance oil white



symbolic photo

Admonter FLOORs on underfloor heating systems

Admonter FLOORs are ideally suited for underfloor heating systems. We recommend hot-water underfloor heating systems set at low temperature.



Please find detailed information in the information sheet Admonter FLOORs on underfloor heating systems!

Admonter accessories

The wide range of accessories matches the Admonter FLOORs and includes matching borders, flush-mount skirting and solutions for staircases.

Regular care and maintenance

Please see the Admonter maintenance & installation instructions for small format floorboards.

Further information

<http://www.admonter.com/en/downloads/>

Grading	Thickness (mm)	Construction	Width (mm)	Texture	Finish	Profile
naturelle	15	3-Layer	approx. 270 x 470	brushed	ec	grooved on all four sides with false tongue

Backing: Solid wood / ec: natural oiled easy care / ml: matt lacquer

Please note:

Larch Alba requires for regular maintenance Admonter Maintenance oil white.
A fully glued down installation with Admonter elastic adhesive is absolutely required!
Only left or right elements per package unit!
Repair and supplementary oils can be found in the Admonter price list.

Technical information

More information (for example concerning fire classification) in the accompanying information to CE-marking at <http://www.admonter.com/en/downloads/>

Type of wood	Thickness (mm)	Weight [kg/m²]	Moisture content [%]	Lambda [W/m K]	d-Value R [m² K/W]	Hardness [N/mm²]	Fire classification
Larch	15	7,8	8+/-2	0,14	0,107	20	C _s -s1



RHOMBUS LARCH

Top layer approx. 3,6 mm
Initial oil treatment required!
Maintenance oil natural



symbolic photo

Admonter FLOORs on underfloor heating systems

Admonter FLOORs are ideally suited for underfloor heating systems. We recommend hot-water underfloor heating systems set at low temperature.



Please find detailed information in the information sheet Admonter FLOORs on underfloor heating systems!

Admonter accessories

The wide range of accessories matches the Admonter FLOORs and includes matching borders, flush-mount skirting and solutions for staircases.

Regular care and maintenance

Please see the Admonter maintenance & installation instructions for small format floorboards.

Further information

<http://www.admonter.com/en/downloads/>

Grading	Thickness (mm)	Construction	Width (mm)	Texture	Finish	Profile
naturelle	15	3-Layer	approx. 270 x 470	brushed	ec	grooved on all four sides with false tongue

Backing: Solid wood / ec: natural oiled easy care / ml: matt lacquer

Please note:

A fully glued down installation with Admonter elastic adhesive is absolutely required!

Only left or right elements per package unit!

Repair and supplementary oils can be found in the Admonter price list.

Technical information


More information (for example concerning fire classification) in the accompanying information to CE-marking at <http://www.admonter.com/en/downloads/>

Type of wood	Thickness (mm)	Weight [kg/m²]	Moisture content [%]	Lambda [W/m K]	d-Value R [m² K/W]	Hardness [N/mm²]	Fire classification
Larch	15	7,8	8+/-2	0,14	0,107	20	C _s -s1



RHOMBUS LARCH WHITE

Top layer approx. 3,6 mm
Initial oil treatment required!
Maintenance oil white



symbolic photo

Admonter FLOORs on underfloor heating systems

Admonter FLOORs are ideally suited for underfloor heating systems. We recommend hot-water underfloor heating systems set at low temperature.



Please find detailed information in the information sheet Admonter FLOORs on underfloor heating systems!

Admonter accessories

The wide range of accessories matches the Admonter FLOORs and includes matching borders, flush-mount skirting and solutions for staircases.

Regular care and maintenance

Please see the Admonter maintenance & installation instructions for small format floorboards.

Further information

<http://www.admonter.com/en/downloads/>

Grading	Thickness (mm)	Construction	Width (mm)	Texture	Finish	Profile
naturelle	15	3-Layer	approx. 270 x 470	brushed	ec	grooved on all four sides with false tongue

Backing: Solid wood / ec: natural oiled easy care / ml: matt lacquer

Please note:

Larch white requires for regular maintenance Admonter Maintenance oil white.
A fully glued down installation with Admonter elastic adhesive is absolutely required!
Only left or right elements per package unit!
Repair and supplementary oils can be found in the Admonter price list.

Technical information


More information (for example concerning fire classification) in the accompanying information to CE-marking at <http://www.admonter.com/en/downloads/>

Type of wood	Thickness (mm)	Weight [kg/m²]	Moisture content [%]	Lambda [W/m K]	d-Value R [m² K/W]	Hardness [N/mm²]	Fire classification
Larch	15	7,8	8+/-2	0,14	0,107	20	C _s -s1



CHEVRON OAK

3-Layer top layer approx. 3,6 mm
2-Layer top layer approx. 2,5 mm
Initial oil treatment required!



Please note 10 mm/supporting material HDF:
Not suitable for use in the bathroom according to data sheet "Admonter in bathroom".



Admonter FLOORs on underfloor heating systems

Admonter FLOORs are ideally suited for underfloor heating systems. We suggest that our products ideally are fully glued down for best results with Admonter elastic adhesive. However, like all engineered boards our planks can be laid as a floating installation (except 2-layer floors and 3-layer floors small, they have to be fully glued down). We recommend hot-water underfloor heating systems set at low temperature. Please find detailed information in the information sheet Admonter FLOORs on underfloor heating systems!

Admonter accessories

The wide range of accessories matches the Admonter FLOORs and includes flush-mount skirting and solutions for staircases.

Regular care and maintenance

Please see the Admonter maintenance & installation instructions or visit www.admonter.com/en/downloads/.

PLEASE NOTE: natural oiled easy care - NO INITIAL OIL TREATMENT IS REQUIRED! Repair and supplementary oils you can find in our Admonter price list. Further information about our products can be found at admonter.com

Grading		Thickness (mm)	Construction	Width (mm)	Length (mm)		Texture	Texture		Profile
noblesse	45°	15	3-Layer	120	small	500	brushed	ec		Tongue & groove
	60°	15	3-Layer	120	small	525	brushed	ec		Tongue & groove
basic	45°	10	2-Layer	120	small	500	brushed	ec		Tongue & groove
		15	3-Layer	120	small	500	brushed	ec		Tongue & groove
	60°	10	2-Layer	120	small	525	brushed	ec		Tongue & groove
		15	3-Layer	120	small	525	brushed	ec		Tongue & groove

Backing: 3-Layer = Solid wood / 2-Layer = HDF / ec: natural oiled easy care

Please note:

Small formats have to be glued-down with Admonter elastic adhesive over the entire surface. Only left or right elements per package unit!

To achieve an optimal protection of the bevel an INITIAL CARE is absolutely necessary (see pictures).

The right Admonter maintenance oil for initial care is automatically included in the delivery in your own invoice item.

Repair and supplementary oils are available on request.

Natural color changes:

All Admonter floors are a natural product and will over time change colour. Depending on the amount of exposure your floor has to sunlight, lighter timber will turn darker and darker timber will become lighter. This change is most pronounced in the first 3-6 months.

Technical information

More information (for example concerning fire classification) in the accompanying information to CE-marking at <http://www.admonter.com/en/downloads/>

Type of wood	Thickness (mm)	Weight [kg/m²]	Moisture content [%]	Lambda [W/m K]	d-Value R [m² K/W]	Hardness [N/mm²]	Fire classification
Oak	10	9,2	7+/-2	0,18	0,056	41	C _s -s1
Oak	15	8,6	7+/-2	0,15	0,100	41	C _s -s1



CHEVRON OAK GREY

3-Layer top layer approx. 3,6 mm

Initial oil treatment required!



Please note 10 mm/supporting material HDF:
Not suitable for use in the bathroom according to data sheet "Admonter in bathroom".



Admonter FLOORs on underfloor heating systems

Admonter FLOORs are ideally suited for underfloor heating systems. We suggest that our products ideally are fully glued down for best results with Admonter elastic adhesive. However, like all engineered boards our planks can be laid as a floating installation (except 2-layer floors and 3-layer floors small, they have to be fully glued down). We recommend hot-water underfloor heating systems set at low temperature. Please find detailed information in the information sheet Admonter FLOORs on underfloor heating systems!

Admonter accessories

The wide range of accessories matches the Admonter FLOORs and includes flush-mount skirting and solutions for staircases.

Regular care and maintenance

Please see the Admonter maintenance & installation instructions or visit www.admonter.com/en/downloads/.

PLEASE NOTE: natural oiled easy care - NO INITIAL OIL TREATMENT IS REQUIRED! Repair and supplementary oils you can find in our Admonter price list. Further information about our products can be found at admonter.com



Illustration noblesse

Grading		Thickness (mm)	Construction	Width (mm)	Length (mm)		Texture	Texture	Profile
noblesse	45°	15	3-Layer	120	small	500	brushed	ec	Tongue & groove
	60°	15	3-Layer	120	small	525	brushed	ec	Tongue & groove
basic	45°	15	3-Layer	120	small	500	brushed	ec	Tongue & groove
	60°	15	3-Layer	120	small	525	brushed	ec	Tongue & groove

Backing: 3-Layer = Solid wood / ec: natural oiled easy care

Please note:

Small formats have to be glued-down with Admonter elastic adhesive over the entire surface. Only left or right elements per package unit!

To achieve an optimal protection of the bevel an INITIAL CARE is absolutely necessary (see pictures).

The right Admonter maintenance oil for initial care is automatically included in the delivery in your own invoice item.

Bevel without initial care



Bevel with initial care



Repair and supplementary oils are available on request.

Natural color changes:

All Admonter floors are a natural product and will over time change colour. Depending on the amount of exposure your floor has to sunlight, lighter timber will turn darker and darker timber will become lighter. This change is most pronounced in the first 3-6 months.

Technical information

More information (for example concerning fire classification) in the accompanying information to CE-marking at <http://www.admonter.com/en/downloads/>


Type of wood	Thickness (mm)	Weight [kg/m²]	Moisture content [%]	Lambda [W/m K]	d-Value R [m² K/W]	Hardness [N/mm²]	Fire classification
Oak	15	8,6	7+/-2	0,15	0,100	41	C _s -s1



TWIN OAK AURUM *lightly smoked*

Top layer approx. 3,6 mm

Maintenance oil natur



symbolic photo

Admonter FLOORs on underfloor heating systems

Admonter FLOORs are ideally suited for underfloor heating systems. We recommend hot-water underfloor heating systems set at low temperature.



Please find detailed information in the information sheet Admonter FLOORs on underfloor heating systems!

Admonter accessories

The wide range of accessories matches the Admonter FLOORs and includes matching borders, flush-mount skirting and solutions for staircases.

Regular care and maintenance

Please see the Admonter maintenance & installation instructions for small format floorboards.

Further information

<http://www.admonter.com/en/downloads/>

Grading	Thickness (mm)	Construction	Width (mm)	Length (mm)		Texture	Finish		Profile
noblesse	15	3-Layer	120	small	590	sanded / brushed	ec		Tongue & groove
basic	15	3-Layer	120	small	590	sanded / brushed	ec		Tongue & groove

Backing: Solid Wood / ec: natural oiled easy care / ml: matt lacquer

Please note:

Repair and supplementary oils can be found in the Admonter price list.

Technical information

More information (for example concerning fire classification) in the accompanying information to CE-marking at <http://www.admonter.com/en/downloads/>

Type of wood	Thickness (mm)	Weight [kg/m²]	Moisture content [%]	Lambda [W/m K]	d-Value R [m² K/W]	Hardness [N/mm²]	Fire classification
Oak	10	5,7	7+/-2	0,15	0,067	41	C _s -s1
Oak	15	8,6	7+/-2	0,15	0,100	41	C _s -s1



Die Datenbank für
ökologisches Bauen & Sanieren

TWIN OAK

Top layer approx. 3,6 mm

Maintenance oil natur



symbolic photo

Admonter FLOORs on underfloor heating systems

Admonter FLOORs are ideally suited for underfloor heating systems. We recommend hot-water underfloor heating systems set at low temperature.



Please find detailed information in the information sheet Admonter FLOORs on underfloor heating systems!

Admonter accessories

The wide range of accessories matches the Admonter FLOORs and includes matching borders, flush-mount skirting and solutions for staircases.

Regular care and maintenance

Please see the Admonter maintenance & installation instructions for small format floorboards.

Further information

<http://www.admonter.com/en/downloads/>

Grading	Thickness (mm)	Construction	Width (mm)	Length (mm)	Texture	Finish	Profile	
noblesse	10	2-Layer	120	small	590	sanded / brushed	ec	Tongue & groove
	15	3-Layer	120	small	590	sanded / brushed	ec	Tongue & groove
basic	10	2-Layer	120	small	590	sanded / brushed	ec	Tongue & groove
	15	3-Layer	120	small	590	sanded / brushed	ec	Tongue & groove

Backing: Solid Wood / ec: natural oiled easy care / ml: matt lacquer

Please note:

Repair and supplementary oils can be found in the Admonter price list.

Technical information

More information (for example concerning fire classification) in the accompanying information to CE-marking at <http://www.admonter.com/en/downloads/>

Type of wood	Thickness (mm)	Weight [kg/m²]	Moisture content [%]	Lambda [W/m K]	d-Value R [m² K/W]	Hardness [N/mm²]	Fire classification
Oak	10	5,7	7+/-2	0,15	0,067	41	C _s -s1
Oak	15	8,6	7+/-2	0,15	0,100	41	C _s -s1



TWIN OAK GREY

Top layer approx. 3,6 mm

Maintenance oil white



Admonter FLOORs on underfloor heating systems

Admonter FLOORs are ideally suited for underfloor heating systems. We recommend hot-water underfloor heating systems set at low temperature.



Please find detailed information in the information sheet Admonter FLOORs on underfloor heating systems!

Admonter accessories

The wide range of accessories matches the Admonter FLOORs and includes matching borders, flush-mount skirting and solutions for staircases.

Regular care and maintenance

Please see the Admonter maintenance & installation instructions for small format floorboards.

Further information

<http://www.admonter.com/en/downloads/>

Grading	Thickness (mm)	Construction	Width (mm)	Length (mm)		Texture	Finish		Profile
noblesse	15	3-Layer	120	small	590	sanded / brushed	ec		Tongue & groove
basic	15	3-Layer	120	small	590	sanded / brushed	ec		Tongue & groove

Backing: Solid Wood / ec: natural oiled easy care / ml: matt lacquer

Please note:

Repair and supplementary oils can be found in the Admonter price list.

Technical information

More information (for example concerning fire classification) in the accompanying information to CE-marking at <http://www.admonter.com/en/downloads/>

Type of wood	Thickness (mm)	Weight [kg/m²]	Moisture content [%]	Lambda [W/m K]	d-Value R [m² K/W]	Hardness [N/mm²]	Fire classification
Oak	10	5,7	7+/-2	0,15	0,067	41	C _s -s1
Oak	15	8,6	7+/-2	0,15	0,100	41	C _s -s1



TWIN OAK GRISEO

Top layer approx. 3,6 mm

Maintenance oil grey



Admonter FLOORS on underfloor heating systems

Admonter FLOORS are ideally suited for underfloor heating systems. We suggest that our products ideally are fully glued down for best results with Admonter elastic adhesive. However, like all engineered boards our planks can be laid as a floating installation (except 2-layer floors and 3-layer floors small, they have to be fully glued down). We recommend hot-water underfloor heating systems set at low temperature. Please find detailed information in the information sheet Admonter FLOORS on underfloor heating systems!

Admonter accessories

The wide range of accessories matches the Admonter FLOORS and includes flush-mount skirting and solutions for staircases.

Regular care and maintenance

Please see the Admonter maintenance & installation instructions or visit www.admonter.com/en/downloads/.

PLEASE NOTE: natural oiled easy care - NO INITIAL OIL TREATMENT IS REQUIRED! Repair and supplementary oils you can find in our Admonter price list. Further information about our products can be found at admonter.com



Symbolfoto

Grading	Thickness (mm)	Construction	Width (mm)	Length (mm)	Texture	Finish	Profile	Profil
noblesse	15	3-layer	120	small	590	brushed	ec	Tongue & groove
basic	15	3-layer	120	small	590	brushed	ec	Tongue & groove

Backing: Solid wood / ec: natural oiled easy care / ml: matt lacquer

Please note:

Supplementary oil and repair oil please find in our price list.

Technical information

More information (for example concerning fire classification) in the accompanying information to CE-marking at <http://www.admonter.com/en/downloads/>

Type of wood	Thickness (mm)	Weight [kg/m²]	Moisture content [%]	Lambda [W/m K]	D-Value R[m² K/W]	Hardness [N/mm²]	Fire classification
Oak	10	5,7	7+/-2	0,15	0,067	41	C _s -s1
Oak	15	8,6	7+/-2	0,15	0,100	41	C _s -s1



TWIN OAK IGNIS *lightly smoked*

Top layer approx. 3,6 mm

Maintenance oil natur



Admonter FLOORs on underfloor heating systems

Admonter FLOORs are ideally suited for underfloor heating systems. We recommend hot-water underfloor heating systems set at low temperature.



Please find detailed information in the information sheet Admonter FLOORs on underfloor heating systems!

Admonter accessories

The wide range of accessories matches the Admonter FLOORs and includes matching borders, flush-mount skirting and solutions for staircases.

Regular care and maintenance

Please see the Admonter maintenance & installation instructions for small format floorboards.

Further information

<http://www.admonter.com/en/downloads/>

Grading	Thickness (mm)	Construction	Width (mm)	Length (mm)		Texture	Finish		Profile
noblesse	15	3-Layer	120	small	590	sanded / brushed	ec		Tongue & groove
basic	15	3-Layer	120	small	590	sanded / brushed	ec		Tongue & groove

Backing: Solid Wood / ec: natural oiled easy care / ml: matt lacquer

Please note:

Repair and supplementary oils can be found in the Admonter price list.

Technical information

More information (for example concerning fire classification) in the accompanying information to CE-marking at <http://www.admonter.com/en/downloads/>

Type of wood	Thickness (mm)	Weight [kg/m²]	Moisture content [%]	Lambda [W/m K]	d-Value R [m² K/W]	Hardness [N/mm²]	Fire classification
Oak	10	5,7	7+/-2	0,15	0,067	41	C _s -s1
Oak	15	8,6	7+/-2	0,15	0,100	41	C _s -s1



TWIN OAK LAPIS *lightly smoked*

Top layer approx. 3,6 mm

Maintenance oil white



symbolic photo

Admonter FLOORs on underfloor heating systems

Admonter FLOORs are ideally suited for underfloor heating systems. We recommend hot-water underfloor heating systems set at low temperature.



Please find detailed information in the information sheet Admonter FLOORs on underfloor heating systems!

Admonter accessories

The wide range of accessories matches the Admonter FLOORs and includes matching borders, flush-mount skirting and solutions for staircases.

Regular care and maintenance

Please see the Admonter maintenance & installation instructions for small format floorboards.

Further information

<http://www.admonter.eu/en/downloads/>

Grading	Thickness (mm)	Construction	Width (mm)	Length (mm)		Texture	Finish		Profile
noblesse	15	3-Layer	120	small	590	sanded / brushed	ec		Tongue & groove
basic	15	3-Layer	120	small	590	sanded / brushed	ec		Tongue & groove

Backing: Solid Wood / ec: natural oiled easy care / ml: matt lacquer

Please note:

Repair and supplementary oils can be found in the Admonter price list.

Technical information

More information (for example concerning fire classification) in the accompanying information to CE-marking at <http://www.admonter.eu/en/downloads/>


Type of wood	Thickness (mm)	Weight [kg/m²]	Moisture content [%]	Lambda [W/m K]	d-Value R [m² K/W]	Hardness [N/mm²]	Fire classification
Oak	10	5,7	7+/-2	0,15	0,067	41	C _s -s1
Oak	15	8,6	7+/-2	0,15	0,100	41	C _s -s1



TWIN OAK MARRONE *thermo-treated*

Top layer approx. 3,6 mm

Maintenance oil natur



Admonter FLOORs on underfloor heating systems

Admonter FLOORs are ideally suited for underfloor heating systems. We recommend hot-water underfloor heating systems set at low temperature.



Please find detailed information in the information sheet Admonter FLOORs on underfloor heating systems!

Admonter accessories

The wide range of accessories matches the Admonter FLOORs and includes matching borders, flush-mount skirting and solutions for staircases.

Regular care and maintenance

Please see the Admonter maintenance & installation instructions for small format floorboards.

Further information

<http://www.admonter.com/en/downloads/>

Grading	Thickness (mm)	Construction	Width (mm)	Length (mm)		Texture	Finish		Profile
noblesse	15	3-Layer	120	small	590	sanded / brushed	ec		Tongue & groove
basic	15	3-Layer	120	small	590	sanded / brushed	ec		Tongue & groove

Backing: Solid Wood / ec: natural oiled easy care / ml: matt lacquer

Please note:

Repair and supplementary oils can be found in the Admonter price list.

Technical information

More information (for example concerning fire classification) in the accompanying information to CE-marking at <http://www.admonter.com/en/downloads/>


Type of wood	Thickness (mm)	Weight [kg/m²]	Moisture content [%]	Lambda [W/m K]	d-Value R [m² K/W]	Hardness [N/mm²]	Fire classification
Oak	10	5,7	7+/-2	0,15	0,067	41	C _s -s1
Oak	15	8,6	7+/-2	0,15	0,100	41	C _s -s1



TWIN OAK MEDIUM *thermo-treated*

Top layer approx. 3,6 mm

Maintenance oil natur



Admonter FLOORs on underfloor heating systems

Admonter FLOORs are ideally suited for underfloor heating systems. We recommend hot-water underfloor heating systems set at low temperature.



Please find detailed information in the information sheet Admonter FLOORs on underfloor heating systems!

Admonter accessories

The wide range of accessories matches the Admonter FLOORs and includes matching borders, flush-mount skirting and solutions for staircases.

Regular care and maintenance

Please see the Admonter maintenance & installation instructions for small format floorboards.

Further information

<http://www.admonter.com/en/downloads/>

Grading	Thickness (mm)	Construction	Width (mm)	Length (mm)		Texture	Finish		Profile
noblesse	15	3-Layer	120	small	590	sanded / brushed	ec		Tongue & groove
basic	15	3-Layer	120	small	590	sanded / brushed	ec		Tongue & groove

Backing: Solid Wood / **ec**: natural oiled easy care / **ml**: matt lacquer

Please note:

Repair and supplementary oils can be found in the Admonter price list.

Technical information

More information (for example concerning fire classification) in the accompanying information to CE-marking at <http://www.admonter.com/en/downloads/>

Type of wood	Thickness (mm)	Weight [kg/m²]	Moisture content [%]	Lambda [W/m K]	d-Value R [m² K/W]	Hardness [N/mm²]	Fire classification
Oak	10	5,7	7+/-2	0,15	0,067	41	C _s -s1
Oak	15	8,6	7+/-2	0,15	0,100	41	C _s -s1



TWIN OAK SETA *lightly smoked*

Top layer approx. 3,6 mm

Maintenance oil natur



symbolic photo

Admonter FLOORs on underfloor heating systems

Admonter FLOORs are ideally suited for underfloor heating systems. We recommend hot-water underfloor heating systems set at low temperature.



Please find detailed information in the information sheet Admonter FLOORs on underfloor heating systems!

Admonter accessories

The wide range of accessories matches the Admonter FLOORs and includes matching borders, flush-mount skirting and solutions for staircases.

Regular care and maintenance

Please see the Admonter maintenance & installation instructions for small format floorboards.

Further information

<http://www.admonter.com/en/downloads/>

Grading	Thickness (mm)	Construction	Width (mm)	Length (mm)		Texture	Finish		Profile
noblesse	15	3-Layer	120	small	590	sanded / brushed	ec		Tongue & groove
basic	15	3-Layer	120	small	590	sanded / brushed	ec		Tongue & groove

Backing: Solid Wood / ec: natural oiled easy care / ml: matt lacquer

Please note:

Repair and supplementary oils can be found in the Admonter price list.

Technical information

More information (for example concerning fire classification) in the accompanying information to CE-marking at <http://www.admonter.com/en/downloads/>

Type of wood	Thickness (mm)	Weight [kg/m²]	Moisture content [%]	Lambda [W/m K]	d-Value R [m² K/W]	Hardness [N/mm²]	Fire classification
Oak	10	5,7	7+/-2	0,15	0,067	41	C _s -s1
Oak	15	8,6	7+/-2	0,15	0,100	41	C _s -s1



TWIN OAK STONE

Top layer approx. 3,6 mm

Maintenance oil natur



Admonter FLOORs on underfloor heating systems

Admonter FLOORs are ideally suited for underfloor heating systems. We recommend hot-water underfloor heating systems set at low temperature.



Please find detailed information in the information sheet Admonter FLOORs on underfloor heating systems!

Admonter accessories

The wide range of accessories matches the Admonter FLOORs and includes matching borders, flush-mount skirting and solutions for staircases.

Regular care and maintenance

Please see the Admonter maintenance & installation instructions for small format floorboards.

Further information

<http://www.admonter.com/en/downloads/>



Grading	Thickness (mm)	Construction	Width (mm)	Length (mm)		Texture	Finish		Profile
noblesse	10	2-Layer	120	small	590	sanded / brushed	ec		Tongue & groove
	15	3-Layer	120	small	590	sanded / brushed	ec		Tongue & groove

Backing: Solid Wood / ec: natural oiled easy care / ml: matt lacquer

Please note:

Repair and supplementary oils can be found in the Admonter price list.

Technical information

More information (for example concerning fire classification) in the accompanying information to CE-marking at <http://www.admonter.com/en/downloads/>

Type of wood	Thickness (mm)	Weight [kg/m²]	Moisture content [%]	Lambda [W/m K]	d-Value R [m² K/W]	Hardness [N/mm²]	Fire classification
Oak	10	5,7	7+/-2	0,15	0,067	41	C _s -s1
Oak	15	8,6	7+/-2	0,15	0,100	41	C _s -s1



TWIN OAK WHITE

Top layer approx. 3,6 mm

Maintenance oil white



Admonter FLOORs on underfloor heating systems

Admonter FLOORs are ideally suited for underfloor heating systems. We recommend hot-water underfloor heating systems set at low temperature.



Please find detailed information in the information sheet Admonter FLOORs on underfloor heating systems!

Admonter accessories

The wide range of accessories matches the Admonter FLOORs and includes matching borders, flush-mount skirting and solutions for staircases.

Regular care and maintenance

Please see the Admonter maintenance & installation instructions for small format floorboards.

Further information

<http://www.admonter.com/en/downloads/>

Grading	Thickness (mm)	Construction	Width (mm)	Length (mm)		Texture	Finish		Profile
noblesse	10	2-Layer	120	small	590	sanded / brushed	ec		Tongue & groove
	15	3-Layer	120	small	590	sanded / brushed	ec		Tongue & groove

Backing: Solid Wood / ec: natural oiled easy care / ml: matt lacquer

Please note:

Repair and supplementary oils can be found in the Admonter price list.

Technical information


More information (for example concerning fire classification) in the accompanying information to CE-marking at <http://www.admonter.com/en/downloads/>

Type of wood	Thickness (mm)	Weight [kg/m²]	Moisture content [%]	Lambda [W/m K]	d-Value R [m² K/W]	Hardness [N/mm²]	Fire classification
Oak	10	5,7	7+/-2	0,15	0,067	41	C _s -s1
Oak	15	8,6	7+/-2	0,15	0,100	41	C _s -s1



TWIN AMERICAN WALNUT

Maintenance oil natur



Admonter FLOORs on underfloor heating systems

Admonter FLOORs are ideally suited for underfloor heating systems. We recommend hot-water underfloor heating systems set at low temperature.



Please find detailed information in the information sheet Admonter FLOORs on underfloor heating systems!

Admonter accessories

The wide range of accessories matches the Admonter FLOORs and includes matching borders, flush-mount skirting and solutions for staircases.

Regular care and maintenance

Please see the Admonter maintenance & installation instructions for small format floorboards.

Further information

<http://www.admonter.com/en/downloads/>

Grading	Thickness (mm)	Construction	Width (mm)	Length (mm)		Texture	Finish		Profile
elegance	10	2-Layer	120	small	590	sanded	ec		Tongue & groove
	15	3-Layer	120	small	590	sanded	ec		Tongue & groove

Backing: Hardwood / **ec**: natural oiled easy care / **ml**: matt lacquer

Please note:

Repair and supplementary oils can be found in the Admonter price list.

Technical information

More information (for example concerning fire classification) in the accompanying information to CE-marking at <http://www.admonter.com/en/downloads/>

Type of wood	Thickness (mm)	Weight [kg/m²]	Moisture content [%]	Lambda [W/m K]	d-Value R [m² K/W]	Hardness [N/mm²]	Fire classification
American Walnut	10	5,6	7 +/- 2	0,16	0,063	36	C ₁ -s1
American Walnut	13	8,3	7 +/- 2	0,17	0,088	36	C ₁ -s1



CHEVRON OAK GRISEO

Top layer approx. 3,6 mm
Initial oil treatment required!



Grading noblesse



Please note 10 mm/supporting material HDF:
Not suitable for use in the bathroom according to data sheet "Admonter in bathroom".



Admonter FLOORs on underfloor heating systems

Admonter FLOORs are ideally suited for underfloor heating systems. We suggest that our products ideally are fully glued down for best results with Admonter elastic adhesive. However, like all engineered boards our planks can be laid as a floating installation (except 2-layer floors and 3-layer floors small, they have to be fully glued down). We recommend hot-water underfloor heating systems set at low temperature. Please find detailed information in the information sheet Admonter FLOORs on underfloor heating systems!

Admonter accessories

The wide range of accessories matches the Admonter FLOORs and includes flush-mount skirting and solutions for staircases.

Regular care and maintenance

Please see the Admonter maintenance & installation instructions or visit www.admonter.com/en/downloads/.

PLEASE NOTE: natural oiled easy care - NO INITIAL OIL TREATMENT IS REQUIRED! Repair and supplementary oils you can find in our Admonter price list. Further information about our products can be found at admonter.com

Grading		Thickness (mm)	Construction	Width (mm)	Length (mm)		Texture	Finish		Profile
noblesse	45°	15	3-layer	120	small	500	brushed	ec		Tongue & groove
	60°	15	3-layer	120	small	525	brushed	ec		Tongue & groove
basic	45°	15	3-layer	120	small	500	brushed	ec		Tongue & groove
	60°	15	3-layer	120	small	525	brushed	ec		Tongue & groove

Backing: 3-layer = solid wood / 2-layer = HDF / ec: natural oiled easy care

Please note:

Small formats have to be glued-down with Admonter elastic adhesive over the entire surface. Only left or right elements per package unit!

To achieve an optimal protection of the bevel an INITIAL CARE is absolutely necessary (see pictures). The right Admonter maintenance oil for initial care is automatically included in the delivery in your own invoice item.

Repair and supplementary oils are available on request.

Natural color changes:

All Admonter floors are a natural product and will over time change colour. Depending on the amount of exposure your floor has to sunlight, lighter timber will turn darker and darker timber will become lighter. This change is most pronounced in the first 3-6 months.

Technical information

More information (for example concerning fire classification) in the accompanying information to CE-marking at <http://www.admonter.com/en/downloads/>

Type of wood	Thickness (mm)	Weight [kg/m²]	Moisture content [%]	Lambda [W/m K]	D-Value R[m² K/W]	Hardness [N/mm²]	Fire classification
Oak	15	8,6	7+/-2	0,15	0,100	41	C _s -s1



CHEVRON OAK LAPIS

lightly smoked

3-Layer top layer approx. 3,6 mm

Initial oil treatment required!



Illustration noblesse



Please note 10 mm/supporting material HDF:
Not suitable for use in the bathroom according to data sheet "Admonter in bathroom".



Admonter FLOORs on underfloor heating systems

Admonter FLOORs are ideally suited for underfloor heating systems. We suggest that our products ideally are fully glued down for best results with Admonter elastic adhesive. However, like all engineered boards our planks can be laid as a floating installation (except 2-layer floors and 3-layer floors small, they have to be fully glued down). We recommend hot-water underfloor heating systems set at low temperature. Please find detailed information in the information sheet Admonter FLOORs on underfloor heating systems!

Admonter accessories

The wide range of accessories matches the Admonter FLOORs and includes flush-mount skirting and solutions for staircases.

Regular care and maintenance

Please see the Admonter maintenance & installation instructions or visit www.admonter.com/en/downloads/.

PLEASE NOTE: natural oiled easy care - NO INITIAL OIL TREATMENT IS REQUIRED! Repair and supplementary oils you can find in our Admonter price list. Further information about our products can be found at admonter.com

Grading		Thickness (mm)	Construction	Width (mm)	Length (mm)		Texture	Texture	Profile
noblesse	45°	15	3-Layer	120	small	500	brushed	ec	Tongue & groove
	60°	15	3-Layer	120	small	525	brushed	ec	Tongue & groove
basic	45°	15	3-Layer	120	small	500	brushed	ec	Tongue & groove
	60°	15	3-Layer	120	small	525	brushed	ec	Tongue & groove

Backing: 3-Layer = Solid wood / ec: natural oiled easy care

Please note:

Small formats have to be glued-down with Admonter elastic adhesive over the entire surface. Only left or right elements per package unit!

To achieve an optimal protection of the bevel an INITIAL CARE is absolutely necessary (see pictures). The right Admonter maintenance oil for initial care is automatically included in the delivery in your own invoice item.

Repair and supplementary oils are available on request.

Natural color changes:

All Admonter floors are a natural product and will over time change colour. Depending on the amount of exposure your floor has to sunlight, lighter timber will turn darker and darker timber will become lighter. This change is most pronounced in the first 3-6 months.

Smoked products:

The smoking process naturally highlights the color differences caused by fluctuations in the tannic acid content of the tree. Due to the change in pH during the smoking process, these tannins react with the atmospheric oxygen, which causes the desired color changes. Since the pH value does not suddenly change at the end of the smoking process and atmospheric oxygen is also omnipresent, natural post-ripening processes occur. These ripening processes subside in the first few months until the desired color is achieved. This play of colors can be seen on a small scale within a plank and over a large area from one plank to another.

Technical information

More information (for example concerning fire classification) in the accompanying information to CE-marking at <http://www.admonter.com/en/downloads/>

Type of wood	Thickness (mm)	Weight [kg/m²]	Moisture content [%]	Lambda [W/m K]	d-Value R [m² K/W]	Hardness [N/mm²]	Fire classification
Oak	15	8,6	7+/-2	0,15	0,100	41	C _s -s1



CHEVRON OAK MARRONE

thermo-treated

3-Layer top layer approx. 3,6 mm

Initial oil treatment required!




Illustration noblesse



Please note 10 mm/supporting material HDF:
Not suitable for use in the bathroom according to data sheet "Admonter in bathroom".



Admonter FLOORs on underfloor heating systems

Admonter FLOORs are ideally suited for underfloor heating systems. We suggest that our products ideally are fully glued down for best results with Admonter elastic adhesive. However, like all engineered boards our planks can be laid as a floating installation (except 2-layer floors and 3-layer floors small, they have to be fully glued down). We recommend hot-water underfloor heating systems set at low temperature. Please find detailed information in the information sheet Admonter FLOORs on underfloor heating systems!

Admonter accessories

The wide range of accessories matches the Admonter FLOORs and includes flush-mount skirting and solutions for staircases.

Regular care and maintenance

Please see the Admonter maintenance & installation instructions or visit www.admonter.com/en/downloads/.

PLEASE NOTE: natural oiled easy care - NO INITIAL OIL TREATMENT IS REQUIRED! Repair and supplementary oils you can find in our Admonter price list. Further information about our products can be found at admonter.com

Grading		Thickness (mm)	Construction	Width (mm)	Length (mm)		Texture	Texture	Profile
noblesse	45°	15	3-Layer	120	small	500	brushed	ec	Tongue & groove
	60°	15	3-Layer	120	small	525	brushed	ec	Tongue & groove
basic	45°	15	3-Layer	120	small	500	brushed	ec	Tongue & groove
	60°	15	3-Layer	120	small	525	brushed	ec	Tongue & groove

Backing: 3-Layer = Solid wood / ec: natural oiled easy care


Please note:

Small formats have to be glued-down with Admonter elastic adhesive over the entire surface.
Only left or right elements per package unit!


To achieve an optimal protection of the bevel an INITIAL CARE is absolutely necessary (see pictures).

The right Admonter maintenance oil for initial care is automatically included in the delivery in your own invoice item.

Bevel without initial care



Bevel with initial care



Repair and supplementary oils are available on request.

Natural color changes:

All Admonter floors are a natural product and will over time change colour. Depending on the amount of exposure your floor has to sunlight, lighter timber will turn darker and darker timber will become lighter. This change is most pronounced in the first 3-6 months.

Technical information

More information (for example concerning fire classification) in the accompanying information to CE-marking at <http://www.admonter.com/en/downloads/>

Type of wood	Thickness (mm)	Weight [kg/m²]	Moisture content [%]	Lambda [W/m K]	d-Value R [m² K/W]	Hardness [N/mm²]	Fire classification
Oak	15	8,6	7+/-2	0,15	0,100	41	C _s -s1



CHEVRON OAK SETA

Top layer approx. 3,6 mm
Maintenance oil white
Initial oil treatment required!



Please note 10 mm/supporting material HDF:
Not suitable for use in the bathroom according to data sheet "Admonter in bathroom".



Admonter FLOORs on underfloor heating systems

Admonter FLOORs are ideally suited for underfloor heating systems. We suggest that our products ideally are fully glued down for best results with Admonter elastic adhesive. However, like all engineered boards our planks can be laid as a floating installation (except 2-layer floors and 3-layer floors small, they have to be fully glued down). We recommend hot-water underfloor heating systems set at low temperature. Please find detailed information in the information sheet Admonter FLOORs on underfloor heating systems!

Admonter accessories

The wide range of accessories matches the Admonter FLOORs and includes flush-mount skirting and solutions for staircases.

Regular care and maintenance

Please see the Admonter maintenance & installation instructions or visit www.admonter.com/en/downloads/.

PLEASE NOTE: natural oiled easy care - NO INITIAL OIL TREATMENT IS REQUIRED! Repair and supplementary oils you can find in our Admonter price list. Further information about our products can be found at admonter.com

Grading		Thickness (mm)	Construction	Width (mm)	Length (mm)		Texture	Finish		Profile
noblesse	45°	15	3-layer	120	small	500	brushed	ec		Tongue & groove
	60°	15	3-layer	120	small	525	brushed	ec		Tongue & groove
basic	45°	15	3-layer	120	small	500	brushed	ec		Tongue & groove
	60°	15	3-layer	120	small	525	brushed	ec		Tongue & groove

Backing: 3-layer = solid wood / 2-layer = HDF / ec: natural oiled easy care

Please note:

Small formats have to be glued-down with Admonter elastic adhesive over the entire surface. Only left or right elements per package unit!

To achieve an optimal protection of the bevel an INITIAL CARE is absolutely necessary (see pictures). The right Admonter maintenance oil for initial care is automatically included in the delivery in your own invoice item.

Repair and supplementary oils are available on request.

Natural color changes:

All Admonter floors are a natural product and will over time change colour. Depending on the amount of exposure your floor has to sunlight, lighter timber will turn darker and darker timber will become lighter. This change is most pronounced in the first 3-6 months.

Smoked products:

The smoking process naturally highlights the color differences caused by fluctuations in the tannic acid content of the tree. Due to the change in pH during the smoking process, these tannins react with the atmospheric oxygen, which causes the desired color changes. Since the pH value does not suddenly change at the end of the smoking process and atmospheric oxygen is also omnipresent, natural post-ripening processes occur. These ripening processes subside in the first few months until the desired color is achieved. This play of colors can be seen on a small scale within a plank and over a large area from one plank to another.

Technical information

More information (for example concerning fire classification) in the accompanying information to CE-marking at <http://www.admonter.com/en/downloads/>

Type of wood	Thickness (mm)	Weight [kg/m²]	Moisture content [%]	Lambda [W/m K]	D-Value R[m² K/W]	Hardness [N/mm²]	Fire classification
Oak	15	8,6	7+/-2	0,15	0,100	41	C _s -s1



CHEVRON OAK STONE

3-Layer top layer approx. 3,6 mm
2-Layer top layer approx. 2,5 mm
Initial oil treatment required!



Illustration basic



Please note 10 mm/supporting material HDF:
Not suitable for use in the bathroom according to data sheet "Admonter in bathroom".



Admonter FLOORs on underfloor heating systems

Admonter FLOORs are ideally suited for underfloor heating systems. We suggest that our products ideally are fully glued down for best results with Admonter elastic adhesive. However, like all engineered boards our planks can be laid as a floating installation (except 2-layer floors and 3-layer floors small, they have to be fully glued down). We recommend hot-water underfloor heating systems set at low temperature. Please find detailed information in the information sheet Admonter FLOORs on underfloor heating systems!

Admonter accessories

The wide range of accessories matches the Admonter FLOORs and includes flush-mount skirting and solutions for staircases.

Regular care and maintenance

Please see the Admonter maintenance & installation instructions or visit www.admonter.com/en/downloads/.

PLEASE NOTE: natural oiled easy care - NO INITIAL OIL TREATMENT IS REQUIRED! Repair and supplementary oils you can find in our Admonter price list. Further information about our products can be found at admonter.com

Grading		Thickness (mm)	Construction	Width (mm)	Length (mm)		Texture	Texture	Profile
noblesse	45°	15	3-Layer	120	small	500	brushed	ec	Tongue & groove
	60°	15	3-Layer	120	small	525	brushed	ec	Tongue & groove
basic	45°	10	2-Layer	120	small	500	brushed	ec	Tongue & groove
		15	3-Layer	120	small	500	brushed	ec	Tongue & groove
	60°	10	2-Layer	120	small	525	brushed	ec	Tongue & groove
		15	3-Layer	120	small	525	brushed	ec	Tongue & groove

Backing: 3-Layer = Solid wood / 2-Layer = HDF / ec: natural oiled easy care

Please note:

Small formats have to be glued-down with Admonter elastic adhesive over the entire surface.
Only left or right elements per package unit!

To achieve an optimal protection of the bevel an INITIAL CARE is absolutely necessary (see pictures).
The right Admonter maintenance oil for initial care is automatically included in the delivery in your own invoice item.

Repair and supplementary oils are available on request.

Natural color changes:

All Admonter floors are a natural product and will over time change colour. Depending on the amount of exposure your floor has to sunlight, lighter timber will turn darker and darker timber will become lighter. This change is most pronounced in the first 3-6 months.

Technical information

More information (for example concerning fire classification) in the accompanying information to CE-marking at <http://www.admonter.com/en/downloads/>

Type of wood	Thickness (mm)	Weight [kg/m²]	Moisture content [%]	Lambda [W/m K]	d-Value R [m² K/W]	Hardness [N/mm²]	Fire classification
Oak	10	9,2	7+/-2	0,18	0,056	41	C _s -s1
Oak	15	8,6	7+/-2	0,15	0,100	41	C _s -s1



CHEVRON OAK WHITE

3-Layer top layer approx. 3,6 mm

Initial oil treatment required!



Illustration basic



Please note 10 mm/supporting material HDF:

Not suitable for use in the bathroom according to data sheet "Admonter in bathroom".



Admonter FLOORs on underfloor heating systems

Admonter FLOORs are ideally suited for underfloor heating systems. We suggest that our products ideally are fully glued down for best results with Admonter elastic adhesive. However, like all engineered boards our planks can be laid as a floating installation (except 2-layer floors and 3-layer floors small, they have to be fully glued down). We recommend hot-water underfloor heating systems set at low temperature. Please find detailed information in the information sheet Admonter FLOORs on underfloor heating systems!

Admonter accessories

The wide range of accessories matches the Admonter FLOORs and includes flush-mount skirting and solutions for staircases.

Regular care and maintenance

Please see the Admonter maintenance & installation instructions or visit www.admonter.com/en/downloads/.

PLEASE NOTE: natural oiled easy care - NO INITIAL OIL TREATMENT IS REQUIRED! Repair and supplementary oils you can find in our Admonter price list. Further information about our products can be found at admonter.com

Grading		Thickness (mm)	Construction	Width (mm)	Length (mm)		Texture	Texture		Profile
noblesse	45°	15	3-Layer	120	small	500	brushed	ec		Tongue & groove
	60°	15	3-Layer	120	small	525	brushed	ec		Tongue & groove
basic	45°	10	2-Layer	120	small	500	brushed	ec		Tongue & groove
		15	3-Layer	120	small	500	brushed	ec		Tongue & groove
	60°	10	2-Layer	120	small	525	brushed	ec		Tongue & groove
		15	3-Layer	120	small	525	brushed	ec		Tongue & groove

Backing: 3-Layer = Solid wood / 2-Layer = HDF / ec: natural oiled easy care

Please note:

Small formats have to be glued-down with Admonter elastic adhesive over the entire surface. Only left or right elements per package unit!

To achieve an optimal protection of the bevel an INITIAL CARE is absolutely necessary (see pictures).

The right Admonter maintenance oil for initial care is automatically included in the delivery in your own invoice item.

Repair and supplementary oils are available on request.


Natural color changes:

All Admonter floors are a natural product and will over time change colour. Depending on the amount of exposure your floor has to sunlight, lighter timber will turn darker and darker timber will become lighter. This change is most pronounced in the first 3-6 months.



CHEVRON LARCH ALBA

2-Layer top layer approx. 2,5 mm
Initial oil treatment required!



Symbolic photo



Please note 10 mm/supporting material HDF:
Not suitable for use in the bathroom according to data sheet "Admonter in bathroom".



Admonter FLOORs on underfloor heating systems

Admonter FLOORs are ideally suited for underfloor heating systems. We suggest that our products ideally are fully glued down for best results with Admonter elastic adhesive. However, like all engineered boards our planks can be laid as a floating installation (except 2-layer floors and 3-layer floors small, they have to be fully glued down). We recommend hot-water underfloor heating systems set at low temperature. Please find detailed information in the information sheet Admonter FLOORs on underfloor heating systems!

Admonter accessories

The wide range of accessories matches the Admonter FLOORs and includes flush-mount skirting and solutions for staircases.

Regular care and maintenance

Please see the Admonter maintenance & installation instructions or visit www.admonter.com/en/downloads/.

PLEASE NOTE: natural oiled easy care - NO INITIAL OIL TREATMENT IS REQUIRED! Repair and supplementary oils you can find in our Admonter price list. Further information about our products can be found at admonter.com

Grading		Thickness (mm)	Construction	Width (mm)	Length (mm)		Texture	Texture		Profile
elegance	45°	10	2-Layer	120	small	500	brushed	ec		Tongue & groove
	60°					525	brushed	ec		Tongue & groove

Backing: Solid wood / ec: natural oiled easy care / ml: matt lacquer

Please note:

Small formats have to be glued-down with Admonter elastic adhesive over the entire surface.
Only left or right elements per package unit!
Repair and supplementary oils can be found in the Admonter price list.

Technical information

More information (for example concerning fire classification) in the accompanying information to CE-marking at <http://www.admonter.com/en/downloads/>

Type of wood	Thickness (mm)	Weight [kg/m²]	Moisture content [%]	Lambda [W/m K]	d-Value R [m² K/W]	Hardness [N/mm²]	Fire classification
Larch	10	8,6	8+/-2	0,17	0,059	20	D ₁ -s1
Larch	15	7,8	8+/-2	0,14	0,107	20	C ₁ -s1



CHEVRON LARCH

Maintenance oil nature
2-Layer top layer approx. 2,5 mm
Initial oil treatment required!



Please note 10 mm/supporting material HDF:
Not suitable for use in the bathroom according to data sheet "Admonter in bathroom".



Admonter FLOORS on underfloor heating systems

Admonter FLOORS are ideally suited for underfloor heating systems. We suggest that our products ideally are fully glued down for best results with Admonter elastic adhesive. However, like all engineered boards our planks can be laid as a floating installation (except 2-layer floors and 3-layer floors small, they have to be fully glued down). We recommend hot-water underfloor heating systems set at low temperature. Please find detailed information in the information sheet Admonter FLOORS on underfloor heating systems!

Admonter accessories

The wide range of accessories matches the Admonter FLOORS and includes flush-mount skirting and solutions for staircases.

Regular care and maintenance

Please see the Admonter maintenance & installation instructions or visit www.admonter.com/en/downloads/.

PLEASE NOTE: natural oiled easy care - NO INITIAL OIL TREATMENT IS REQUIRED! Repair and supplementary oils you can find in our Admonter price list. Further information about our products can be found at admonter.com



Symbolic photo

Grading		Thickness (mm)	Construction	Width (mm)	Length (mm)		Texture	Texture		Profile
elegance	45°	10	2-Layer	120	small	500	brushed	ec		Tongue & groove
	60°					525	brushed	ec		Tongue & groove

Backing: Solid wood / ec: natural oiled easy care / ml: matt lacquer

Please note:

Small formats have to be glued-down with Admonter elastic adhesive over the entire surface.

Only left or right elements per package unit!

Chevron Larch is also available in white, please use Admonter maintenance oil white for regular care and maintenance.

Repair and supplementary oils can be found in the Admonter price list.

Technical information

More information (for example concerning fire classification) in the accompanying information to CE-marking at <http://www.admonter.com/en/downloads/>

Type of wood	Thickness (mm)	Weight [kg/m²]	Moisture content [%]	Lambda [W/m K]	d-Value R [m² K/W]	Hardness [N/mm²]	Fire classification
Larch	10	8,6	8+/-2	0,17	0,059	20	D ₁ -s1
Larch	15	7,8	8+/-2	0,14	0,107	20	C ₁ -s1



CHEVRON LARCH WHITE

Maintenance oil white
2-Layer top layer approx. 2,5 mm
Initial oil treatment required!



Symbolic photo



Please note 10 mm/supporting material HDF:
Not suitable for use in the bathroom according to data sheet "Admonter in bathroom".



Admonter FLOORs on underfloor heating systems

Admonter FLOORs are ideally suited for underfloor heating systems. We suggest that our products ideally are fully glued down for best results with Admonter elastic adhesive. However, like all engineered boards our planks can be laid as a floating installation (except 2-layer floors and 3-layer floors small, they have to be fully glued down). We recommend hot-water underfloor heating systems set at low temperature. Please find detailed information in the information sheet Admonter FLOORs on underfloor heating systems!

Admonter accessories

The wide range of accessories matches the Admonter FLOORs and includes flush-mount skirting and solutions for staircases.

Regular care and maintenance

Please see the Admonter maintenance & installation instructions or visit www.admonter.com/en/downloads/.

PLEASE NOTE: natural oiled easy care - NO INITIAL OIL TREATMENT IS REQUIRED! Repair and supplementary oils you can find in our Admonter price list. Further information about our products can be found at admonter.com

Grading		Thickness (mm)	Construction	Width (mm)	Length (mm)		Texture	Texture		Profile
elegance	45°	10	2-Layer	120	small	500	brushed	ec		Tongue & groove
	60°					525	brushed	ec		Tongue & groove

Backing: Solid wood / ec: natural oiled easy care / ml: matt lacquer

Please note:

Small formats have to be glued-down with Admonter elastic adhesive over the entire surface.

Only left or right elements per package unit!

Chevron Larch is also available in white, please use Admonter maintenance oil white for regular care and maintenance.

Repair and supplementary oils can be found in the Admonter price list.

Technical information

More information (for example concerning fire classification) in the accompanying information to CE-marking at <http://www.admonter.com/en/downloads/>

Type of wood	Thickness (mm)	Weight [kg/m²]	Moisture content [%]	Lambda [W/m K]	d-Value R [m² K/W]	Hardness [N/mm²]	Fire classification
Larch	10	8,6	8+/-2	0,17	0,059	20	D ₁ -s1
Larch	15	7,8	8+/-2	0,14	0,107	20	C ₁ -s1

