

Admonter



Heritage Collection

Room concepts
made of **natural**
wood for floors,
walls & ceilings



Values

We have been dealing with wood in this region for almost 1,000 YEARS. Its eternal beauty and originality have inspired our craft ever since. It is important to us that we source our wood exclusively from SUSTAINABLY managed forests and ensure a working environment based on RESPECT – both for our forests and those we work with. For us, QUALITY and TRUST must come first and we strive for this to be the most natural thing in the world.

Admonter

A... ALL FROM A SINGLE SOURCE.

Floor, ceiling, wall, stairs, furniture, door and acoustic elements. Harmonised, in contrast or a mosaic from many design elements. The Admonter range allows you to draw from the full source of inspiration.

D... DESIGN WITH WOOD.

Admonter offers everything – from the ordinary to the more unique. Short or long, narrow or wide, in neat rows or in creative patterns. Individuality is part of our DNA.

M... MULTILAYERED STRUCTURE

This makes all Admonter products so stable and resistant to warping.

O... ORA ET LABORA ET LEGE.

Admonter Holzindustrie AG is a subsidiary of the Admont Abbey and lives up to its responsibility as a company that has grown for around 1,000 years.

N... NATURALNESS AND SUSTAINABILITY.

All Admonter products are PEFC and EPD certified. Admonter is one of the pioneers in the area of climate and environmental protection.

T... TEAM

In Admont, around 300 people work daily to make the most out of the wood as raw material and to create the Admonter products in the quality that they are known for internationally.

E... EARNEST

Nature is unpretentious, authentic and honest. At Admonter, we want to preserve this honesty and bring it into your home. Without some magic formula, but with a lot of flair for the craft and attention to detail.

R... REGIONALITY

An Admonter product is 100 % produced in Admont. Only in Admont.

IMLAUER HOTEL SCHLOSS PICHLARN, AUSTRIA



Larch Alba

BRUSHED NATURAL OILED EASY CARE



Possible options of Larch Alba

SURFACE TEXTURE & FINISH

brushed natural oiled easy care
cross natural oiled easy care

GRADING

naturelle

FORMAT

classic: 15 x 161/195/240 x 1850/2000/2400mm
xxlong: 15 x 158/192/240 x 3870/4470/4870mm

PROFILE

lock-it / tongue & groove



Larch white

BRUSHED NATURAL OILED EASY CARE



Possible options of Larch white

SURFACE TEXTURE & FINISH

brushed natural oiled easy care

GRADING

naturelle

FORMAT

classic: 15 x 161/195/240 x 1850/2000/2400mm

xxlong: 15 x 158/192/240 x 3870/4470/4870mm


PROFILE

lock-it / tongue & groove




FLOORS & ELEMENTS -
ALPINHOTEL PACHEINER, AUSTRIA

PRIVATE HOME, AUSTRIA © SCHWINGENSCHUH



Multibond Larch white

BRUSHED NATURAL OILED EASY CARE



Possible options of Larch white

SURFACE TEXTURE & FINISH

brushed natural oiled easy care



GRADING

Multibond

FORMAT


classic: 10 x 130 x 1200mm (tongue & groove)
classic: 15 x 195 x 2400mm (lock-it / tongue & groove)

PROFILE

lock-it / tongue & groove




PRIVATE HOME, GERMANY



Larch lye-washed white

BRUSHED NATURAL OILED EASY CARE



Possible options of Larch lye-washed white

SURFACE TEXTURE & FINISH

brushed natural oiled easy care

GRADING

naturelle

FORMAT

classic: 15 x 161/195/240 x 1850/2000/2400mm

xxlong: 15 x 158/192/240 x 3870/4470/4870mm

PROFILE

lock-it / tongue & groove



Larch lye-washed

BRUSHED NATURAL OILED EASY CARE



Possible options of Larch lye-washed

SURFACE TEXTURE & FINISH

brushed natural oiled easy care

GRADING

naturelle

FORMAT

classic: 15 x 161/195/240 x 1850/2000/2400mm

xxlong: 15 x 158/192/240 x 3870/4470/4870mm

PROFILE


lock-it / tongue & groove





Larch Natura

BRUSHED NATURAL OILED EASY CARE



Possible options of Larch Natura

SURFACE TEXTURE & FINISH

brushed natural oiled easy care

GRADING

naturelle

FORMAT

classic: 15 x 161/195/240 x 1850/2000/2400mm
xxlong: 15 x 158/192/240 x 3870/4470/4870mm

PROFILE

lock-it / tongue & groove



Larch

BRUSHED NATURAL OILED EASY CARE



Possible options of Larch

SURFACE TEXTURE & FINISH

sanded natural oiled easy care or matt lacquer
brushed natural oiled easy care or matt lacquer
autentico brushed natural oiled pro care
scraped natural oiled easy care



GRADING

naturelle

FORMAT


classic: 15 x 161/195/240 x 1850/2000/2400mm
xxlong: 15 x 158/192/240 x 3870/4470/4870mm

PROFILE

lock-it / tongue & groove



PRIVATE HOME, AUSTRIA



Multibond Larch

BRUSHED NATURAL OILED EASY CARE



Possible options of Larch

SURFACE TEXTURE & FINISH

brushed natural oiled easy care



GRADING

Multibond

FORMAT

classic: 10 x 130 x 1200mm (lock-it / tongue & groove)

classic: 15 x 195 x 2400mm (lock-it / tongue & groove)

PROFILE

lock-it / tongue & groove





Larch Aged white

INTENSIVE NATURAL OILED PRO CARE PLUS- STEAMED



Possible options of Larch Aged white

SURFACE TEXTURE & FINISH

intensive natural oiled pro care plus

GRADING

Multi-strip naturelle

FORMAT

classic: 15 x 192 x 1930mm

PROFILE

tongue & groove (lock-it on request)



Larch Aged Natura

BRUSHED NATURAL OILED EASY CARE - STEAMED



Possible options of Larch Aged Natura

SURFACE TEXTURE & FINISH

brushed natural oiled easy care



GRADING

naturelle

FORMAT

classic: 15 x 195 x 1850/2000/2400mm

PROFILE


lock-it / tongue & groove





Larch Aged

BRUSHED NATURAL OILED EASY CARE - STEAMED



Possible options of Larch Aged

SURFACE TEXTURE & FINISH

brushed natural oiled easy care
intensive natural oiled pro care plus

GRADING

naturelle
Multi-strip naturelle (Surface texture intensive)

FORMAT

classic: 15 x 195 x 1850/2000/2400mm | intensive: 15 x 192 x 1930mm

PROFILE

tongue & groove / lock-it (lock-it on request regarding surface texture intensive)



Larch dark Grigio

ANTICO NATURAL OILED PRO CARE PLUS - THERMO-TREATED



Possible options of Larch dark Grigio

SURFACE TEXTURE & FINISH

antico natural oiled pro care plus



GRADING

naturelle

FORMAT

classic: 15 x 192 x 2000mm

PROFILE

tongue & groove



PRIVATE HOME, RUSSIA

Spruce Alba

BRUSHED NATURAL OILED EASY CARE



Possible options of Spruce Alba

SURFACE TEXTURE & FINISH

- brushed natural oiled easy care
- strongly brushed natural oiled pro care plus
- autentico strongly brushed natural oiled pro care plus



GRADING

basic

FORMAT

- classic: 15 x 195 x 1850/2000/2400mm
- xxlong: 15 x 158/192 x 4870mm

PROFILE

lock-it / tongue & groove





Spruce white

BRUSHED NATURAL OILED EASY CARE



Possible options of Spruce white

SURFACE TEXTURE & FINISH

brushed natural oiled easy care
strongly brushed natural oiled pro care plus
autentico strongly brushed natural oiled pro care plus
intensive natural oiled pro care plus (only available in tongue & groove multi-strip)



GRADING

basic
Multi-strip basic (Surface texture intensive)

FORMAT

classic: 15 x 195 x 1850/2000/2400mm | intensive: 15 x 192 x 2400mm
xxlong: 15 x 158/192 x 4870mm

PROFILE

tongue & groove / lock-it (lock-it on request regarding surface texture intensive)

Spruce Natura

BRUSHED NATURAL OILED EASY CARE



Possible options of Spruce Natura

SURFACE TEXTURE & FINISH

brushed natural oiled easy care



GRADING

basic

FORMAT

classic: 15 x 195 x 1850/2000/2400mm

xxlong: 15 x 158/192 x 4870mm

PROFILE

lock-it / tongue & groove




PRIVATE HOME, AUSTRIA



AUTENTICO STRONGLY BRUSHED

Spruce

BRUSHED NATURAL OILED EASY CARE



Possible options of Spruce

SURFACE TEXTURE & FINISH

brushed natural oiled easy care
strongly brushed natural oiled pro care plus
autentico strongly brushed natural oiled pro care plus



GRADING

basic

FORMAT

classic: 15 x 195 x 1850/2000/2400mm
xxlong: 15 x 158/192 x 4870mm

PROFILE

lock-it / tongue & groove

Spruce Aged white

INTENSIVE NATURAL OILED PRO CARE PLUS - STEAMED



Possible options of Spruce Aged white

SURFACE TEXTURE & FINISH

intensive natural oiled pro care plus



GRADING

Multi-strip basic

FORMAT

classic: 15 x 192 x 2400mm

PROFILE


tongue & groove (lock-it on request)





Spruce Aged Natura

BRUSHED NATURAL OILED EASY CARE - STEAMED



Possible options of Spruce Aged Natura

SURFACE TEXTURE & FINISH

brushed natural oiled easy care

GRADING

Multi-strip basic

FORMAT

classic: 15 x 192 x 2400mm

PROFILE

tongue & groove (lock-it on request)



Spruce Aged

INTENSIVE NATURAL OILED PRO CARE PLUS - STEAMED



Possible options of Spruce Aged

SURFACE TEXTURE & FINISH

- brushed natural oiled easy care
- strongly brushed natural oiled pro care plus
- autentico strongly brushed natural oiled pro care plus
- intensive natural oiled pro care plus



GRADING

Multi-strip basic

FORMAT

classic: 15 x 192 x 2400mm

PROFILE


tongue & groove (lock-it on request)





Pine

SANDED NATURAL OILED EASY CARE



Possible options of Pine

SURFACE TEXTURE & FINISH

sanded natural oiled easy care

GRADING

basic

FORMAT

classic: 15 x 161 x 1850/2000/2400mm


PROFILE

lock-it / tongue & groove



Stone Pine white

BRUSHED NATURAL OILED PRO CARE



Possible options of Stone Pine white

SURFACE TEXTURE & FINISH

brushed natural oiled pro care



GRADING

basic

FORMAT

classic: 15 x 158/192 x 1850/2000/2400mm

PROFILE

tongue & groove





Stone Pine

BRUSHED NATURAL OILED PRO CARE



Possible options of Stone Pine

SURFACE TEXTURE & FINISH

brushed natural oiled pro care

GRADING

basic

FORMAT

classic: 15 x 158/192 x 1850/2000/2400mm

PROFILE

tongue & groove



Reclaimed Wood softwood

BRUSHED NATURAL OILED PRO CARE



Possible options of Reclaimed Wood

SURFACE TEXTURE & FINISH

brushed natural oiled pro care



GRADING

Multi-strip rustic

FORMAT

classic: 15 x 192/240 x 1850/2000/2400mm

PROFILE


tongue & groove





Reclaimed Wood extreme

BRUSHED NATURAL OILED PRO CARE



Possible options of Reclaimed Wood extreme

SURFACE TEXTURE & FINISH

brushed natural oiled pro care



GRADING

Multi-strip rustic

FORMAT


classic: 15 x 192/240 x 1850/2000/2400mm

PROFILE

tongue & groove

Core Ash Natura

BRUSHED NATURAL OILED EASY CARE



Possible options of Core Ash Natura

SURFACE TEXTURE & FINISH

brushed natural oiled easy care



GRADING

basic

FORMAT

small: 10 x 120 x 1200mm

classic: 15 x 158/192 x 2000/2400mm

PROFILE

lock-it / tongue & groove





Core Ash Sepia

BRUSHED NATURAL OILED EASY CARE



Possible options of Core Ash Sepia

SURFACE TEXTURE & FINISH

brushed natural oiled easy care

GRADING

basic

FORMAT

small: 10 x 120 x 1200mm
classic: 15 x 158/192 x 2000/2400mm

PROFILE

lock-it / tongue & groove



Ash Natura

BRUSHED NATURAL OILED EASY CARE



Possible options of Ash Natura

SURFACE TEXTURE & FINISH

brushed natural oiled easy care



GRADING

noblesse

FORMAT

classic: 15 x 158/192 x 2000/2400mm

PROFILE

lock-it / tongue & groove



PRIVATE HOME, AUSTRIA



Ash

BRUSHED NATURAL OILED EASY CARE



Possible options of Ash

SURFACE TEXTURE & FINISH

brushed natural oiled easy care

GRADING

noblesse

FORMAT

classic: 15 x 158/192 x 2000/2400mm

PROFILE

lock-it / tongue & groove



Multibond Ash white

BRUSHED NATURAL OILED EASY CARE



Possible options of Ash white

SURFACE TEXTURE & FINISH

brushed natural oiled easy care
sanded matt lacquer



GRADING

Multibond

FORMAT

classic: 10 x 130 x 1200mm (tongue & groove)
classic: 15 x 195 x 2400mm (lock-it / tongue & groove)

PROFILE

lock-it / tongue & groove





Multibond Ash

BRUSHED NATURAL OILED EASY CARE



Possible options of Ash

SURFACE TEXTURE & FINISH

brushed natural oiled easy care
sanded matt lacquer



GRADING

Multibond

FORMAT

classic: 10 x 130 x 1200mm (tongue & groove)
classic: 15 x 195 x 2400mm (lock-it or tongue & groove)

PROFILE

lock-it / tongue & groove

Ash medium

BRUSHED NATURAL OILED EASY CARE - THERMO-TREATED



Possible options of Ash medium

SURFACE TEXTURE & FINISH

brushed natural oiled easy care



GRADING

noblesse

FORMAT

classic: 15 x 188 x 2000mm

PROFILE

tongue & groove



OFFICE, SWITZERLAND



PRIVATE HOME



Ash medium Cognac

ANTICO NATURAL OILED PRO CARE - THERMO-TREATED



Possible options of Ash medium Cognac

SURFACE TEXTURE & FINISH

brushed natural oiled easy care
antico natural oiled pro care

GRADING

noblesse

FORMAT

classic: 15 x 188 x 2000mm

PROFILE

tongue & groove



Ash medium Marrone

ANTICO NATURAL OILED PRO CARE - THERMO-TREATED



Possible options of Ash medium Marrone

SURFACE TEXTURE & FINISH

brushed natural oiled easy care
antico natural oiled pro care



GRADING

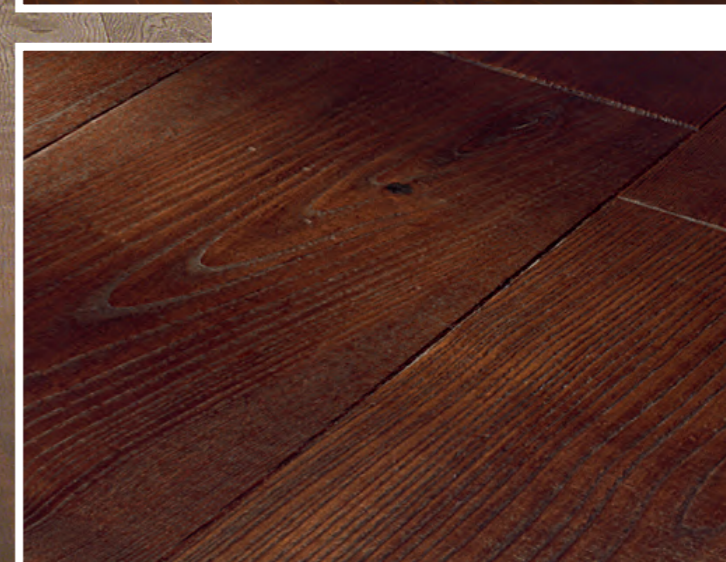
noblesse

FORMAT

classic: 15 x 188 x 2000mm

PROFILE

tongue & groove




PRIVATE HOME, GERMANY



project by Beschneider + Berschneider

Ash grey

ANTICO NATURAL OILED PRO CARE



Possible options of Ash grey

SURFACE TEXTURE & FINISH

brushed natural oiled easy care
antico natural oiled pro care

GRADING

noblesse

FORMAT

classic: 15 x 158/192 x 2000/2400mm

PROFILE



tongue & groove



TEXTURES

Skin on wood – an inherent yearning that we all carry within us. TOUCH AND FEEL NATURE with your feet or hands. At Admonter, we love wood and emphasise its innate characteristics, unlocking it so that nature becomes tangible to us in our quest to understand it. Different textures invite you to touch – depending on what you like. BRUSHING and SCRAPING create a sensual experience. We reinforce that with excellent CRAFTSMANSHIP and decades of EXPERIENCE. For us, every groove and every grain manifest the uniqueness and the desire to touch.

SANDED – BRUSHED – SCRAPED – ANTICO – AUTENTICO BRUSHED
NEW: STRONGLY BRUSHED – AUTENTICO STRONGLY BRUSHED – INTENSIVE



1 SANDED

For many years this has been a standard finish of wide plank wood floors. A totally smooth surface is achieved by uniform sanding of the wood.

2 BRUSHED

Wood invites you to touch it and to experience it with all your senses. The soft parts of the wood are brushed out of the floorboard. This creates a beautiful texture with a surface that is more durable.

3 SCRAPED

Scraped and gently brushed lengthways highlights the rich, organic texture within the wood grain. In this way the natural beauty of the wood comes into its own. (Available in Larch natural)

4 ANTICO (only possible with Pro Care finish)

Using a variety of finishing steps such as strong texturing and 3D brushing as well as a V-joint, these floors are made to look old-fashioned. (Available in Larch Grigio, Ash Cognac/Marrone/grey)

5 AUTENTICO BRUSHED (only possible with Pro Care finish)

The grooves and small curvatures around the knotholes create an authentic design that cannot be improved on. Here nature indicates the direction. (Available in Larch natural)

6 STRONGLY BRUSHED (only possible with Pro Care plus finish)


With this particularly strong brushing, you can not only clearly see the grain, you can also feel it. (Available in Spruce Alba/white/natural, Spruce aged natural)

7 AUTENTICO STRONGLY BRUSHED (only poss. with Pro Care plus)

The strong brushing reinforces the indentations in this structure and gives the planks a special character. (Available in Spruce Alba/white/natur, Spruce aged natural)

8 INTENSIVE (only possible with Pro Care plus finish)

This structure is not only particularly expressive, the embossing also gives the floor up to +25% higher indentation resistance (hardness) compared to a sanded surface. (Available in Spruce white, Spruce aged white/natur, Larch aged white/natural)



Grading description

SOFTWOOD



BASIC

- » Vivid, knotty appearance
- » Black knots, resin pockets and small shakes are possible
- » Contrasting colour variation and grain patterns are a valued feature
- » Knotholes and shakes are professionally filled



NATURELLE


- » Rustic grading, surface full of natural character
- » Black knots, resin pockets, sapwood and shakes are possible
- » Colour and structural variations due to the grain patterns and the origin
- » Cracks and shakes are professionally filled
- » Shakes and not completely filled knots are typical for this knotty-rustic grade

HARDWOOD



NOBLESSE

- » Soft, structural appearance
- » In principle knotless (occasional pin knots possible)
- » No sapwood
- » Straight and wavy grain
- » Contrasting colour variation and grain patterns are a valued feature
- » Basically no filled knots



BASIC

- » Knotty grading
- » No sapwood
- » Straight and wavy grain
- » Contrasting colour variation and grain patterns are a valued feature
- » Ash with brown heart not continuous
- » Knotholes and shakes are professionally filled with a brown filler


Colour range

SOFTWOOD



01 LARCH ALBA | 02 LARCH WHITE | 03 MULTIBOND LARCH WHITE | 04 LARCH LYE-WASHED WHITE | 05 LARCH LYE-WASHED
06 LARCH NATURA | 07 LARCH | 08 MULTIBOND LARCH | 09 LARCH AGED WHITE | 10 LARCH AGED NATURA | 11 LARCH AGED | 12 LARCH
DARK GRIGIO | 13 SPRUCE ALBA | 14 SPRUCE WHITE | 15 SPRUCE NATURA | 16 SPRUCE | 17 SPRUCE AGED WHITE | 18 SPRUCE AGED
NATURA 19 SPRUCE AGED | 20 PINE | 21 STONE PINE WHITE | 22 STONE PINE | 23 RECLAIMED WOOD | 24 RECLAIMED WOOD EXTREME

HARDWOOD



01 CORE ASH NATURA | 02 CORE ASH SEPIA | 03 ASH NATURA | 04 ASH | 05 MULTIBOND ASH WHITE | 06 MULTIBOND ASH
07 ASH MEDIUM | 08 ASH MEDIUM COGNAC | 09 ASH MEDIUM MARRONE | 10 ASH GREY

When length does count

The wide plank floorboard is a sturdy slice of nature with great tradition and sometimes of quite considerable length. What nature provides us, we turn into floorboards of extravagant lengths. Sometimes even giant floorboards of up to 5 Metres long. As in old manor houses or dignified farmhouse parlours from our alpine regions. Times have changed, but our passion for noble and exclusive long floorboards has remained. And they fit in beautifully: then, as today.

SMALL - FORMAT

Small but mighty, our small formats conjure life into every room, available in **length 1200 mm** and in a **width of 120 to 130 mm**

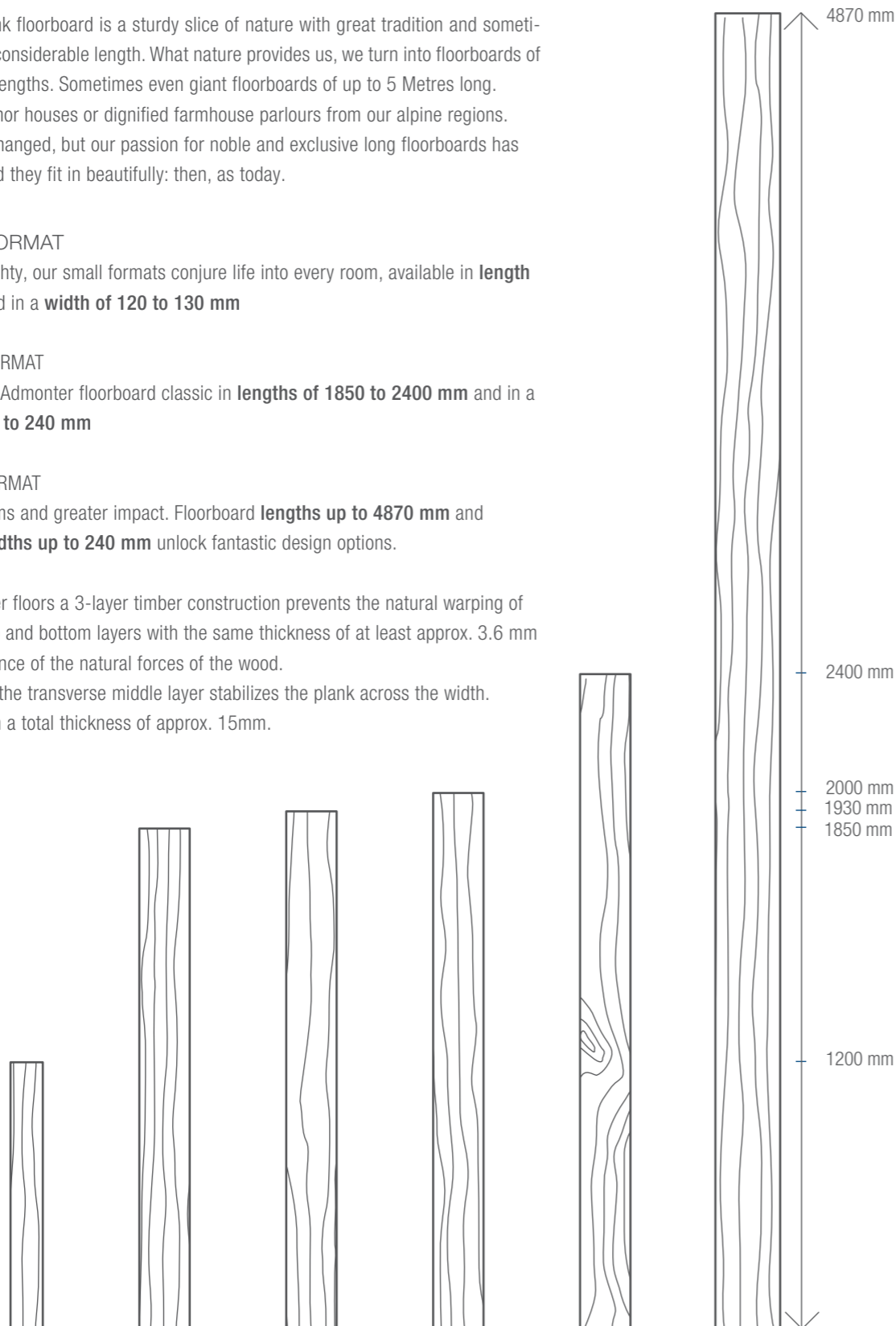
CLASSIC - FORMAT

The essential Admonter floorboard classic in **lengths of 1850 to 2400 mm** and in a **width of 158 to 240 mm**

XXLONG - FORMAT

For large rooms and greater impact. Floorboard **lengths up to 4870 mm** and floorboard **widths up to 240 mm** unlock fantastic design options.

With Admonter floors a 3-layer timber construction prevents the natural warping of the wood. Top and bottom layers with the same thickness of at least approx. 3.6 mm keep the balance of the natural forces of the wood. Furthermore, the transverse middle layer stabilizes the plank across the width. This results in a total thickness of approx. 15mm.



Corporate & product options and your benefits



Company

| | | | |
|---|---|---|--|
| Origin Stable structures | Ownership Security | Delivery performance Reliability | Everything from one source on the floor, wall & ceiling |
| 100% made in Austria Product quality | Individual design One of a kind | 30 years warranty Safety when buying | Sustainable Environmentally thoughtful |
| Linguistically competent staff Communication | Product information Consistent image documentation | | |

Parquet & natural wood floors

| | | | |
|--|--|---|---|
| Numerous wood species For every area of use & durable | Textures and colours For every taste | Different formats For any room concept | Combinable widths Great appearance |
| Individual colours A unique piece at home | Diverse constructions available For every application | Valuable wood construction Warping stability | 30 years warranty Safety when buying |



Surface finishes – Floors

EC

EASY-CARE

READY-TO-USE, OILED FINISH – NO INITIAL OIL TREATMENT REQUIRED!

ALL EASY-CARE textures are always delivered FINISHED and therefore have a very high resistance to soiling at the factory. The mechanical load-bearing capacity is regularly tested in-house, which ensures that it is suitable for use on buildings. The EASY-CARE texture includes high process reliability and color constancy and has a high mechanical load capacity.

NO initial maintenance required, ongoing maintenance **MUST** be carried out according to the use! The easy care natural oil consists of sustainable raw materials. The oils used for the Easy Care Texture are natural oils in accordance with ÖNORM C 2380: 2008, point 4.

PC+

PRO-CARE PLUS

READY-TO-USE, NATURAL OILED FINISH – NO INITIAL OIL TREATMENT REQUIRED!

All Pro Care Plus Floors are hardened by oxidation & additionally factory-maintained. NO initial maintenance required. Through regular care with Admonter Clean & Care, as well as with Admonter Maintenance oil, a natural patina is formed, which ensures good resistance. For heavily used areas (e.g. kitchen, bathroom, anterooms,...) we recommend initial maintenance after installation..

PC

PRO-CARE

PRE-OILED AT THE FACTORY – INITIAL CARE MANDATORY (PC)

Natural Oiled Pro Care floors require a post-installation coat of oil before they can be used. Hardening by oxidation. Through regular care with Admonter Clean & Care, as well as with Admonter Maintenance oil, a natural patina is formed, which ensures good resistance..

ML

MATT LACQUER

Due to the lacquered surface, the planks appear gently matt. The application of matt lacquer will completely seal the surface and pores of the wood. This finish is very durable and absolutely uncomplicated in care and maintenance.

All Admonter floors are a natural product and will over time change colour. Depending on the amount of exposure your floor has to sunlight, lighter timber will turn darker and darker timber will become lighter. This change is most pronounced in the first 3–6 months. Depending on the respective surface treatment (e.g. easy care, matt lacquered, pro care) there may be deviations in color and appearance. -> DOP and standard fire behaviour classifications not valid with regards to raw surfaces.



Admonter cleaning and care products

FOR MAINTENANCE CARE



NATURE



WHITE



GREY



BROWN



PRO CARE



PRO CARE
WHITE

For details on installation, cleaning and care, please refer to the installation and care instructions at admonter.com/en/downloads

SINCE 1074

Admonter Holzindustrie AG | Sägestraße 539 | 8911 Admont, Austria
Tel.: + 43 (0) 3613 / 3350-0 | info@admonter.at | www.admonter.com

Wooden floors
Floors

Wooden panels
Elements

Wooden acoustic panels
Acoustics

Wooden stairs
Stairs

Wooden doors
Doors

